



SILVERTON PULP & PAPERS PVT. LTD.

Creating Paper To Your Needs

BOARD'S REPORT FOR THE FINANCIAL YEAR 2021-22

To,

The members
SILVERTON PULP AND PAPERS PRIVATE LIMITED ("the Company")

Your Directors are pleased to present the 27th Board Report of SILVERTON PULP AND PAPERS PRIVATE LIMITED, along with the audited financial statements for the financial year ended March 31, 2022

Financial Summary or Highlights

The highlights of your Company's audited financial results for the financial year ended on March 31, 2022 are as follows:

PARTICULARS	2021-2022 (₹ in Lacs)	2020-2021 (₹ in Lacs)
Sales and Other Income	62,077.95	47,103.18
Operating Profit (PBITD)	7,344.93	6,167.42
Interest Cost	713.76	1,160.92
Profit before Depreciation (PBDT)	6,631.18	5,006.50
Depreciation	1,677.37	1,516.50
Profit before Tax	4,953.80	3,490.00
Provision for Taxation	1,856.58	614.58
Profit after Tax	3,097.22	2,875.41

State of Company's Affairs

The company performed well during the year under review. The Directors are optimistic that the company will reach new heights in the upcoming year. There has been no change in the nature of the company's business during the year.

Change in the nature of the business

There is no change in the nature of business of the Company in the financial year ended on March 31, 2022.

Dividend

No dividend has been declared for the financial year 2021-2022.

Reserve

Head Office & Works
9th Km., Bhopa Road,
Muzaffarnagar-251 001 (U.P.)

8941095985 - 88



silvertonpulp@gmail.com / info@silvertonpulp.com / wpp@silvertonpulp.com / kraft@silvertonpulp.com www.silvertonpulp.com

CIN/FCRN : U21093UP1995PTC018048 | GSTIN : 09AABCS3407P1Z1



SILVERTON PULP & PAPERS PVT. LTD.

Transfer to Investor Education and Protection Fund *Creating Paper To Your Needs*

The Company was not required to transfer any funds to the investor education and protection fund during the financial year ended March 31, 2022.

Deposits

The company has not accepted any deposits during the year under review.

Share Capital

There has been no change in the authorized share capital of the Company during the period under review.

There has been no change in the issued, subscribed and paid-up share capital of the Company.

Number of Board Meetings

During the year, fifteen meetings of the Board of Directors were held.

Corporate Social Responsibility ("CSR") Committee

A Corporate Social Responsibility (CSR) Committee has been constituted with Mr. Rajesh Jain as Chairman and Mr. Rajeev Jain & Shri Akshay Jain as members. The committee is responsible for formulating a CSR policy, monitoring its implementation, and recommending the amount for CSR activities. For the financial year 2021-22, the committee has not identified a suitable project. The CSR amount will be spent once a suitable project is identified. The Annual Report on CSR is attached to this report.

Board of Directors and Key Managerial Personnel

The following changes in directors and/or KMP took place:

1. Komal Bhawnani, Company Secretary of the Company resigned with effect from 01.04.2021

Independent Director

The company is not required to appoint an Independent Director under the provisions of the Companies Act, 2013

Particulars of loan, guarantees and investments

There are no loans, guarantees, or investments exceeding the limits prescribed under Section 186 of the Act.


Particulars of Contracts or Arrangements with Related Parties


There were no contracts or arrangements with related parties as defined under Section 188 of the Companies Act, 2013, during the year under review.

Details of Subsidiaries, Joint Venture or Associates

The company does not have any subsidiary, joint venture, or associate company

Secretarial Audit Report

 Head Office & Works :
9th Km., Bhopa Road,
Muzaffarnagar-251 001 (U.P.)

 8941095985 - 88



 silvertonpulp@gmail.com / info@silvertonpulp.com / wpp@silvertonpulp.com / kraft@silvertonpulp.com  www.silvertonpulp.com

CIN/FCRN : U21093UP1995PTC018048 | GSTIN : 09AABCS3407P1Z1



SILVERTON PULP & PAPERS PVT. LTD.

The provisions for a Secretarial Audit Report are not applicable to the company. *Creating Paper To Your Needs*

Material Changes and Commitments, If Any,

There were no material changes or commitments affecting the company's financial position between the end of the financial year and the date of this report.

Internal Auditor

In terms of Section 138 of the Companies Act, 2013, read with Rule 13(1) The Companies (Accounts) Rules, 2014, Mr. Nishant Singhal, Chartered Accountant has been appointed as the Internal Auditors of your Company who also takes care of the internal audit and controls, systems and processes in the Company and ensures timely compliance.

Annual Return

The Annual Return is available on the website www.silvertonpulp.com.

Statutory Auditors

M/s SANJAY KUMAR AGARWAL AND ASSOCIATES, Chartered Accountants, were appointed at the AGM on 30/09/2019 and will hold office until the conclusion of the AGM in 2023. The company has received a certificate of eligibility from the auditors. There have been no instances of fraud reported by the auditors.

There has been no qualification, reservation, adverse remark or disclaimer given by the Auditors in their Report. During the year under review, the Auditors had not reported any matter under Section 143 (12) of the Companies Act, 2013.

Secretarial Auditor & Report

The provisions for a Secretarial Audit Report are not applicable to the company.

Development and implementation of risk management policy

The company does not have a formal Risk Management Policy, as the elements of risk threatening its existence are considered minimal and non-consequential

Internal Financial Controls

The Company has implemented internal controls which commensurate with the nature of its business, the size and complexity of its operations.

Conservation of Energy, Technology Absorption and Foreign Exchange Earnings and Outgo

Conservation of Energy: The company generates its own power through a 16 MW captive power plant.

Technology Absorption: The company utilizes its own knowledge and technology, with no technology absorption from external sources.


Foreign Exchange Earnings and Outgo:

- Foreign Exchange Inflows: ₹80,77,81,740.78
- Foreign Exchange Outflows: ₹1,49,08,76,167.87

Details in respect of frauds reported by auditors

The Statutory Auditor of the Company have not reported any instances of frauds by its officers or employees under section 143(12) of the Companies Act, 2013 during the year ended March 31, 2022.

 **Head Office & Works :**
Prevention of sexual harassment
9th Km., Bhopa Road,
Muzaffarnagar-251 001 (U.P.)

 **8941095985 - 88**



 silvertonpulp@gmail.com / info@silvertonpulp.com / wpp@silvertonpulp.com / kraft@silvertonpulp.com  www.silvertonpulp.com

CIN/FCRN : U21093UP1995PTC018048 | GSTIN : 09AABCS3407P1Z1



SILVERTON PULP & PAPERS PVT. LTD.

/// Creating Paper To Your Needs ///

The Company has in place a policy on prevention, prohibition and redressal of sexual harassment at workplace and has duly constituted Internal Complaints Committee (hereinafter referred to as "ICC") in line with the provision of the Sexual Harassment of Women at Workplace (Prevention, Prohibition and Redressal) Act, 2013 and rules thereunder.

The Company has complied with provisions relating to the constitution of Internal Complaints Committee under the Sexual Harassment of Women at Workplace (Prevention, Prohibition and Redressal) Act, 2013.

Cost Audit/Maintenance of Cost Records

The company appointed M/s Sourabh Jain & Co., Cost Accountants, as the Cost Auditors for the financial year 2021-2022. The remuneration for the Cost Auditors will be placed for member ratification at the upcoming Annual General Meeting.

Significant and material orders

No significant or material orders have been passed by regulators, courts, or tribunals that would impact the company's going concern status or future operations.

Material changes and commitments affecting the financial position between the end of financial year and date of report after the balance sheet date

There were no material changes and commitments affecting the financial positions of the Company which have occurred between the end of the financial year of the Company and the date of the Board's Report except as stated in the financial statement of the Company.


Directors' Responsibility Statement


Pursuant to Section 134(5) of the Companies Act, 2013, your directors to the best of their knowledge and belief confirm that:

1. In the preparation of the annual accounts for the financial year ended March 31, 2022, the applicable accounting standards have been followed and there are no material departures from the same;
2. The directors had selected such accounting policies and applied them consistently and made judgments and estimates that are reasonable and prudent so as to give a true and fair view of the state of affairs of the Company at the end of the financial year ended March 31, 2022 and of the loss of the Company for that period;
3. The directors had taken proper and sufficient care for the maintenance of adequate accounting records in accordance with the provisions of the Companies Act, 2013, for safeguarding the assets of the Company and for preventing and detecting fraud and other irregularities;
4. The directors had prepared the annual accounts on a 'going concern basis';
5. The directors had laid down internal financial controls to be followed by the Company and that such internal financial controls are adequate and are operating effectively;
6. The directors had devised proper systems to ensure compliance with the provisions of all applicable laws and that such systems are adequate and are operating effectively.

One-Time settlement

During the year under review, the Company has not entered into anyone-time settlement with Banks or financial institutions during the year, therefore, there was no reportable instance of difference in amount of

 **Head Office & Works:**
9th Km., Bhopa Road,
Muzaffarnagar-251 001 (U.P.)

 **8941095985 - 88**



 silvertonpulp@gmail.com / info@silvertonpulp.com / wpp@silvertonpulp.com / kraft@silvertonpulp.com

 www.silvertonpulp.com

CIN/FCRN : U21093UP1995PTC018048 | GSTIN : 09AABCS3407P1Z1



SILVERTON PULP & PAPERS PVT. LTD.

/// Creating Paper To Your Needs ///

Details of application made or any proceeding pending under the Insolvency and Bankruptcy Code, 2016

During the year under review, no application was made by the Company and accordingly, no proceeding is pending under the Insolvency and bankruptcy Code, 2016.

Acknowledgment

Your directors take this opportunity to place on record their sincere appreciation for the co-operation and support extended by all regulatory and governmental authorities, bankers and the shareholders of the Company. We look forward to their continuous support in the future.

Your directors also wish to express their deep appreciation for the valuable contribution made by the entire management team and the employees of the Company. Your directors look to the future with confidence and optimism.

For and on behalf of Board of Directors

D:

Place: MUZAFFARNAGAR

RAJEEV JAIN
Director
DIN : 00140469

RAJESH JAIN
Director
DIN : 00141162

Date: 02-09-2022

Head Office & Works :
9th Km., Bhopa Road,
Muzaffarnagar-251 001 (U.P.)
8941095985 - 88



silvertorpulp@gmail.com / info@silvertorpulp.com / wpp@silvertorpulp.com / kraft@silvertorpulp.com www.silvertorpulp.com

CIN/FCRN : U21093UP1995PTC018048 | GSTIN : 09AABCS3407P1Z1

ANNUAL REPORT ON CSR ACTIVITIES FOR FINANCIAL YEAR 2021-22

SILVERTON PULP & PAPERS PRIVATE LIMITED

[As prescribed under Section 135 of the Companies Act, 2013 and Companies (Corporate Social Responsibility Policy) Rules, 2014 (including any statutory modification(s) or re-enactment thereof, for the time being in force) as amended from time to time]

1. **Brief outline of Company's CSR Policy including overview of projects or programs proposed to be undertaken:**

The objective of the CSR Policy ("Policy") is to lay down the guiding principles in undertaking various Programs and projects by or on behalf of the company relating to Corporate Social Responsibility ('CSR') within the meaning of section 135 of the Companies Act, 2013 read with Schedule VII of the Act and the CSR Policy Rules 2014. ("Rules").

2. **The composition of CSR Committee**

The Members of the Committee are as follows:

Sl.No.	Name of Director	Designation / Nature of Directorship	Number of meetings of CSR Committee held during the year	Number of meetings of CSR Committee attended during the year
1.	Rajesh Jain	Chairman	4	4
2.	Rajeev Jain	Member	4	4
3.	Akshay Jain	Member	4	4

3. Web-link where Composition of CSR Committee, CSR Policy and CSR projects approved by the board are disclosed on the website of the company: www.silvertonpulp.com

4. Provide the executive summary along with Web-link(s) of Impact assessment of CSR projects carried out in pursuance of sub-rule (3) of rule 8 of the Companies (Corporate Social Responsibility Policy) Rules, 2014: **Not applicable**

5. Details of the amount available for set off in pursuance of sub-rule (3) of rule 7 of the Companies (Corporate Social Responsibility Policy) Rules, 2014 and amount required for set off for the financial year, if any

Sl. No.	Financial Year	Amount available for set-off from preceding financial years (in Rs)	Amount required to be set-off for the financial year, if any (in Rs)	Balance Amount (in Rs.)
1	FY-1 (31-03-2021)	2631873.87	2631873.87	0.00
2	FY-2 (31-03-2020)	0.00	0.00	0.00
3	FY-3 (31-03-2019)	0.00	0.00	0.00
	Total	2631873.87	2631873.87	0.00

6. Average Net Profit of the company as per sub-section(5) of Section 135 : **29,98,12,787.00**

7. (a) Two percent of average net profit of the Company as per section 135(5): **59,96,255.74**

(b) Surplus arising out of the CSR projects or programmes or activities of the previous financial years: Nil

(c) Amount required to be set off for the financial year, if any: **26,31,873.87**

(d) Total CSR obligation for the financial year [(b) +(c) – (d)]: **33,64,381.87**

8. (a) CSR amount spent or unspent for the Financial Year:

Total Amount Spent for the Financial Year. (in Rs.)	Amount Unspent (in Rs.)				
	Total Amount transferred to Unspent CSR Account as per section 135(6).		Amount transferred to any fund specified under Schedule VII as per second proviso to section 135(5).		
	Amount.	Date of transfer.	Name of the Fund	Amount.	Date of transfer.
29,36,464	4,27,917.87	15.04.2022	NA	NA	NA

(b) Details of CSR amount spent against ongoing projects for the financial year:

(1)	(2)	(3)	(4)	(5)	(6)	(7)	(8)	(9)	(10)	(11)
Sl. No.	Name of the Project	Item from the list of activities in Schedule VII to the Act	Local area (Yes/No)	Location of the Project (State and District)		Amount spent for the projects (INR)	Amount spent in the current FY	Amount transferred to unspent CSR Account for the Project as per Sec 135(6) (In Rs.)	Mode of Implementation/ Direct (Yes/No)	Mode of Implementation - Through Implementing Agency
				State	District					Name CSR Registration number*
1	animal welfare	Charitable	Yes	Uttar Pradesh	Ghaziabad	350,000	-	-	No	CSR00001492 SANSTHANAM ABHAY DAANAM
2	Promoting education	Education	Yes	Delhi	New Delhi	264,000	-	-	No	BHARAT LOK SHIKSHA PARISHAD
3	promoting health care including preventive health care	Welfare Exp for Covid Infection	Yes	Uttar Pradesh	Muzaffargarh	2,322,464	-	-	Yes	CSR00000667
						2936464.00				

(c) Details of CSR amount spent against other than ongoing projects for the financial year:NA

(1)	(2)	(3)	(4)	(5)		(6)	(7)	(8)	
Sl. No.	Name of the Project	Item from the list of activities in Schedule VII to the Act	Local area (Yes/ No)	Location of the Project (State and District		Amount spent for the projects (INR)	Mode of Implementation/ Direct (Yes/No)	Mode of Implementation Through Implementing Agency	
				State	District			Name	CSR Registration number*
1	-	-	-	-	-	-	-	-	-
2									

(d) Amount Spend in Administrative overheads-NIL

(e) Amount spend on Impact Assessment, if applicable-NA

(f) Total amount spent for the Financial Year [(a) + (b) +(c)]- 29,36,464.00

(g) Excess amount for set-off, if any:

Sl. No.	Particular	Amount (in Rs.)
(i)	Two percent of average net profit of the company as per section 135(5)	33,64,381.87*
(ii)	Total amount spent for the Financial Year	29,36,464
(iii)	Excess amount spent for the financial year [(ii)-(i)]	(4,27,918)
(iv)	Surplus arising out of the CSR projects or programmes or activities of the previous financial years, if any	NA
(v)	Amount available for set off in succeeding financial years [(iii)-(iv)]	NA

** Two percent of average net profit of the company as per section 135(5) is Rs. 59,96,255 however after adjustment of Rs. 26,31,873.87 in the FY the total CSR obligation for the FY is Rs. 33,64,381.87 and hence total amount unspent for the year shall be Rs. 4,27,918. (Rs. 33,64,381.87-Rs. 29,36,464).*

9. (a) Details of Unspent CSR amount for the preceding three financial years:

Sl. No.	Preceding Financial Year.	Amount transferred to Unspent CSR Account under section 135 (6)(in Rs.)	Amount spent in the reporting Financial Year(in Rs.).	Amount Spent in the Financial Year (in Rs)	Amount transferred to any fund specified under Schedule VII as per section 135(6), if any.		Amount remaining to be spent in succeeding financial years. (in Rs.)	Deficiency, if any
					Amount (in Rs).	Date of transfer.		
1.	FY 2018-19	-	-		-	-	-	
2.	FY 2019-20	-	-		-	-	-	
3.	FY 2020-21	-	-		-	-	-	

b) Details of CSR amount spent in the financial year for ongoing projects of the preceding financial year(s): Not Applicable

10. Whether any capital assets have been created or acquired through Corporate Social Responsibility amount spent in the Financial Year: No

If Yes, enter the number of Capital assets created/ acquired

Furnish the details relating to such asset(s) so created or acquired through Corporate Social Responsibility amount spent in the Financial Year: Not Applicable

Sl N o.	Short particulars of the property or asset(s) [including complete address and location of the property]	Pin code of the property or asset(s)	Date of creati on	Amou nt of CSR amou nt spent	Details of entity/ Authority/ beneficiary of the registered owner		
					CSR Registration Number, if applicable	Name	Registered address
1	--	--	--	--	--	--	--

11. Specify the reason(s), if the company has failed to spend two per cent of the average net profit as per section 135(5): Not Applicable

For Silverton Pulp & Papers Private Limited



Rajesh Jain
DIN- 00141162
(Chairman of the CSR Committee)

Date: 02-09-2022
Place: New Delhi



Independent Auditor's Report

To the Members of **SILVERTON PULP AND PAPERS PRIVATE LIMITED**
Report on the Audit of the Standalone Financial Statements

Opinion

We have audited the financial statements of **SILVERTON PULP AND PAPERS PRIVATE LIMITED** ("the Company"), which comprise the Balance sheet as at 31st March 2022, and the statement of Profit and Loss and statement of cash flows for the year then ended, and notes to the financial statements, including a summary of significant accounting policies and other explanatory information.

In our opinion and to the best of our information and according to the explanations given to us, the aforesaid financial statements give the information required by the Act in the manner so required and give a true and fair view in conformity with the accounting principles generally accepted in India, of the state of affairs of the Company as at 31st March, 2022, its profit/loss and its cash flows for the year ended on that date.

Basis for Opinion

We conducted our audit in accordance with the Standards on Auditing (SAs) specified under section 143(10) of the Companies Act, 2013. Our responsibilities under those Standards are further described in the Auditor's Responsibilities for the Audit of the Financial Statements section of our report. We are independent of the Company in accordance with the Code of Ethics issued by the Institute of Chartered Accountants of India together with the ethical requirements that are relevant to our audit of the financial statements under the provisions of the Companies Act, 2013 and the Rules thereunder, and we have fulfilled our other ethical responsibilities in accordance with these requirements and the Code of Ethics. We believe that the audit evidence we have obtained is sufficient and appropriate to provide a basis for our opinion.

Key Audit Matters

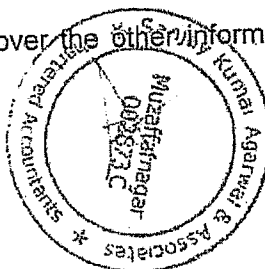
Key audit matters are those matters that, in our professional judgment, were of most significance in our audit of the standalone financial statements of the current period. These matters were addressed in the context of our audit of the standalone financial statements as a whole, and in forming our opinion thereon, and we do not provide a separate opinion on these matters. We have determined the matters described below to be the key audit matters to be communicated in our report.

S. No.	Key Audit Matter	Auditor's Response
	Nil	

Information other than the financial statements and auditors' report thereon

The Company's board of directors is responsible for the preparation of the other information. The other information comprises the information included in the Board's Report including Annexures to Board's Report but does not include the financial statements and our auditor's report thereon.

Our opinion on the financial statements does not cover the other information and we do not express any form of assurance conclusion thereon.



In connection with our audit of the financial statements, our responsibility is to read the other information and, in doing so, consider whether the other information is materially inconsistent with the financial statements or our knowledge obtained during the course of our audit or otherwise appears to be materially misstated.

If, based on the work we have performed, we conclude that there is a material misstatement of this other information, we are required to report that fact. We have nothing to report in this regard.

Responsibilities of Management and Those Charged with Governance for the Standalone Financial Statements

The Company's Board of Directors is responsible for the matters stated in section 134(5) of the Companies Act, 2013 ("the Act") with respect to the preparation of these financial statements that give a true and fair view of the financial position, financial performance and cash flows of the Company in accordance with the accounting principles generally accepted in India, including the accounting Standards specified under section 133 of the Act. This responsibility also includes maintenance of adequate accounting records in accordance with the provisions of the Act for safeguarding of the assets of the Company and for preventing and detecting frauds and other irregularities; selection and application of appropriate accounting policies; making judgments and estimates that are reasonable and prudent; and design, implementation and maintenance of adequate internal financial controls, that were operating effectively for ensuring the accuracy and completeness of the accounting records, relevant to the preparation and presentation of the financial statements that give a true and fair view and are free from material misstatement, whether due to fraud or error.

In preparing the financial statements, management is responsible for assessing the Company's ability to continue as a going concern, disclosing, as applicable, matters related to going concern and using the going concern basis of accounting unless management either intends to liquidate the Company or to cease operations, or has no realistic alternative but to do so.

The Board of Directors is also responsible for overseeing the Company's financial reporting process.

Auditor's Responsibilities for the Audit of the Financial Statements

Our objectives are to obtain reasonable assurance about whether the financial statements as a whole are free from material misstatement, whether due to fraud or error, and to issue an auditor's report that includes our opinion. Reasonable assurance is a high level of assurance, but is not a guarantee that an audit conducted in accordance with SAs will always detect a material misstatement when it exists. Misstatements can arise from fraud or error and are considered material if, individually or in the aggregate, they could reasonably be expected to influence the economic decisions of users taken on the basis of these financial statements.

As part of an audit in accordance with SAs, we exercise professional judgment and maintain professional skepticism throughout the audit. We also:

- Identify and assess the risks of material misstatement of the financial statements, whether due to fraud or error, design and perform audit procedures responsive to those risks, and obtain audit evidence that is sufficient and appropriate to provide a basis for our opinion. The risk of not detecting a material misstatement resulting from fraud is higher than for one resulting from error, as fraud may involve collusion, forgery, intentional omissions, misrepresentations, or the override of internal control.



• Obtain an understanding of internal control relevant to the audit in order to design audit procedures that are appropriate in the circumstances. Under section 143(3)(i) of the Companies Act, 2013, we are also responsible for expressing our opinion on whether the company has adequate internal financial controls system in place and the operating effectiveness of such controls.

• Evaluate the appropriateness of accounting policies used and the reasonableness of accounting estimates and related disclosures made by management.

• Conclude on the appropriateness of management's use of the going concern basis of accounting and, based on the audit evidence obtained, whether a material uncertainty exists related to events or conditions that may cast significant doubt on the Company's ability to continue as a going concern. If we conclude that a material uncertainty exists, we are required to draw attention in our auditor's report to the related disclosures in the financial statements or, if such disclosures are inadequate, to modify our opinion. Our conclusions are based on the audit evidence obtained up to the date of our auditor's report. However, future events or conditions may cause the Company to cease to continue as a going concern.

• Evaluate the overall presentation, structure and content of the financial statements, including the disclosures, and whether the financial statements represent the underlying transactions and events in a manner that achieves fair presentation.


Materiality is the magnitude of misstatements in the standalone financial statements that, individually or in aggregate, makes it probable that the economic decisions of a reasonably knowledgeable user of the standalone financial statements may be influenced. We consider quantitative materiality and qualitative factors in (i) planning the scope of our audit work and in evaluating the results of our work; and (ii) to evaluate the effect of any identified misstatements in the standalone financial statements.

We communicate with those charged with governance regarding, among other matters, the planned scope and timing of the audit and significant audit findings, including any significant deficiencies in internal control that we identify during our audit.


We also provide those charged with governance with a statement that we have complied with relevant ethical requirements regarding independence, and to communicate with them all relationships and other matters that may reasonably be thought to bear on our independence, and where applicable, related safeguards.

Report on Other Legal and Regulatory Requirements

1. As required by the Companies (Auditor's Report) Order, 2020 ("the Order"), issued by the Central Government of India in terms of sub-section (11) of section 143 of the Companies Act, 2013, we give in the 'Annexure A', a statement on the matters specified in paragraphs 3 and 4 of the Order, to the extent applicable.
2. As required by Section 143 (3) of the Act, we report that:
 - a) We have sought and obtained all the information and explanations which to the best of our knowledge and belief were necessary for the purposes of our audit.
 - b) In our opinion, proper books of account as required by law have been kept by the Company so far as it appears from our examination of those books.
 - c) The Balance Sheet, the Statement of Profit and Loss and the Cash Flow Statement dealt with by this Report are in agreement with the books of account.



- d) In our opinion, the aforesaid financial statements comply with the Accounting Standards specified under Section 133 of the Act, read with Rule 7 of the Companies (Accounts) Rules, 2014.
- e) On the basis of the written representations received from the directors as on 31st March, 2022 taken on record by the Board of Directors, none of the directors is disqualified as on 31st March, 2022 from being appointed as a director in terms of Section 164 (2) of the Act.
- f) This report does include report relating to internal financial controls as required u/s 143(3)(i) pursuant to Notification No. GSR 583(E) dated 13.06.2017 issued by MCA.
- g) With respect to the other matters to be included in the Auditor's report in accordance with the requirements of Sec 197(16) of the Act as amended, we report that Section 197 is not applicable to a private company. Hence reporting as per Section 197(16) is not required.
- h) With respect to the other matters to be included in the Auditor's Report in accordance with Rule 11 of the Companies (Audit and Auditors) Rules, 2014, in our opinion and to the best of our information and according to the explanations given to us:
- i. The Company does not have any pending litigations which would impact its financial position.
 - ii. The Company did not have any long-term contracts including derivative contracts for which there were any material foreseeable losses.
 - iii. There were no amounts which were required to be transferred to the Investor Education and Protection Fund by the Company.
 - iv. (a) The management has represented that, to the best of it's knowledge and belief, other than as disclosed in the notes to the accounts, no funds have been advanced or loaned or invested (either from borrowed funds or share premium or any other sources or kind of funds) by the company to or in any other person(s) or entity(ies), including foreign entities ("Intermediaries"), with the understanding, whether recorded in writing or otherwise, that the Intermediary shall, whether, directly or indirectly lend or invest in other persons or entities identified in any manner whatsoever by or on behalf of the company ("Ultimate Beneficiaries") or provide any guarantee, security or the like on behalf of the Ultimate Beneficiaries;
 - (b) The management has represented, that, to the best of it's knowledge and belief, other than as disclosed in the notes to the accounts, no funds have been received by the company from any person(s) or entity(ies), including foreign entities ("Funding Parties"), with the understanding, whether recorded in writing or otherwise, that the company shall, whether, directly or indirectly, lend or invest in other persons or entities identified in any manner whatsoever by or on behalf of the Funding Party ("Ultimate Beneficiaries") or provide any guarantee, security or the like on behalf of the Ultimate Beneficiaries; and




(c) Based on such audit procedures that have been considered reasonable and appropriate in the circumstances, nothing has come to our notice that has caused us to believe that the representations under sub-clause (i) and (ii) of Rule 11(e), as provided under (a) and (b) above, contain any material mis-statement.

v. No dividend have been declared or paid during the year by the company.

Place:-MUZAFFARNAGAR
Date: 02/09/2022
UDIN:22071902AXJAZV3978

For SANJAY KUMAR AGARWAL AND
ASSOCIATES
Chartered Accountants
FRN: 002873C



SANJAY KUMAR AGARWAL
(PARTNER)
Membership No. 071902

Annexure 'A'

The Annexure referred to in paragraph 1 of Our Report on "Other Legal and Regulatory Requirements"

We report that:

- (i) (a) (A) The company has maintained proper records showing full particulars, including quantitative details and situation of Property, Plant and Equipment;
- (B) The Company does not have any intangible assets. Accordingly, clause 3(i)(a)(B) of the Order is not applicable to the Company.
- (b) According to the information and explanations given to us and on the basis of our examination of the records of the Company, the Property, Plant and Equipment have been physically verified by the management at reasonable intervals; no material discrepancies were noticed on such verification;
- (c) According to the information and explanations given to us and on the basis of our examination of the records of the Company, the title deeds of all the immovable properties (other than properties where the company is the lessee and the lease agreements are duly executed in favour of the lessee) disclosed in the financial statements are held in the name of the company.
- (d) According to the information and explanations given to us and on the basis of our examination of the records of the Company, the company has not revalued its Property, Plant and Equipment (including Right of Use assets) or intangible assets during the year. Accordingly, the reporting under Clause 3(i)(d) of the Order is not applicable to the Company.
- (e) According to the information and explanations given to us and on the basis of our examination of the records of the Company, there are no proceedings have been initiated or are pending against the company for holding any benami property under the Benami Transactions (Prohibition) Act, 1988 (45 of 1988) and rules made thereunder.
- (ii) (a) As explained to us & on the basis of the records examined by us, in our opinion, physical verification of inventory has been conducted at reasonable intervals by the management. In our opinion, the coverage and procedure of such verification by the management is appropriate. No discrepancy of 10% or more in the aggregate for each class of inventory were noticed on physical verification of stocks by the management as compared to book records.
- (b) According to the information and explanations given to us and on the basis of our examination of the records of the Company, the company has been sanctioned working capital limits in excess of five crore rupees, in aggregate, from banks or financial institutions on the basis of security of current assets during any point of time of the year. The quarterly returns or statements filed by the company with such banks or financial institutions are in agreement with the books of account of the Company in respect of following except some nominal difference in book debts due to reconciliation of accounts:



Current Year (2021-22)

(Figure in Lakh)


Particulars	Qtr/Month	As per books	As per statement	Reason of difference
All Stock (Raw Material, Chemicals, Fuel, Packing, W.I.P., Stores & Spares) & Book Debts & Other Current Assets	Qtr-1 (QMS-1)	Not Applicable	Not Applicable	Not Applicable
All Stock (Raw Material, Chemicals, Fuel, Packing, W.I.P., Stores & Spares) & Book Debts & Other Current Assets	Qtr-2 (QMS-2)	Not Applicable	Not Applicable	Not Applicable
All Stock (Raw Material, Chemicals, Fuel, Packing, W.I.P., Stores & Spares) & Book Debts & Other Current Assets	Qtr-3 (QMS-3)	Not Applicable	Not Applicable	Not Applicable
All Stock (Raw Material, Chemicals, Fuel, Packing, W.I.P., Stores & Spares) & Book Debts & Other Current Assets	Qtr-4 (QMS-4)	Not Applicable	Not Applicable	Not Applicable
All Stock (Raw Material, Chemicals, Fuel, Packing, W.I.P., Stores & Spares) & Book Debts & Other Current Assets	June 2021 (Stock Statement)	1. Stock 7861.47 2. Book Debt- 7217.73	1. Stock 7861.47 2. Book Debt- 7355.70	(Due to Reconciliation after submission of statement)
All Stock (Raw Material, Chemicals, Fuel, Packing, W.I.P., Stores & Spares) & Book Debts & Other Current Assets	Sept. 2021 (Stock Statement)	1. Stock 7851.50 2. Book Debt & Adv.to Creditor - 7660.25	1. Stock 7851.50 2. Book Debt & Adv.to Creditor - 7669.92	(Due to Reconciliation after submission of statement)
All Stock (Raw Material, Chemicals, Fuel, Packing, W.I.P., Stores & Spares) & Book Debts & Other Current Assets	Dec. 2021 (Stock Statement)	1. Stock 9244.62 2. Book Debt & Adv.to Creditor - 7275.47	1. Stock 9244.62 2. Book Debt & Adv.to Creditor - 7414.05	(Due to Reconciliation after submission of statement)
All Stock (Raw Material, Chemicals, Fuel, Packing, W.I.P., Stores & Spares) & Book Debts & Other Current Assets	March 2022 (Stock Statement)	1. Stock 8095.26 2. Book Debt & Adv.to Creditor - 7388.63 (Book Debts are adjusted with advance securities)	1. Stock 8653.28 2. Book Debt & Adv.to Creditor - 9578.94 (Stock Statement has been submitted for the period as on 30 March 2022)	N.A.

Previous Year (2020-21)

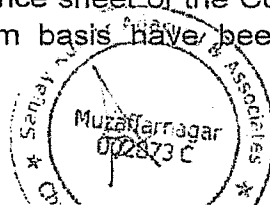
(Figure in Lakh)

Particulars	Qtr/Month	As per books	As per statement	Reason of difference
All Stock (Raw Material, Chemicals, Fuel, Packing, W.I.P., Stores & Spares) & Book Debts & Other Current Assets	Qtr-1 (QMS-1)	Not Applicable	Not Applicable	Not Applicable
All Stock (Raw Material, Chemicals, Fuel, Packing, W.I.P., Stores & Spares) & Book Debts & Other Current Assets	Qtr-2 (QMS-2)	Not Applicable	Not Applicable	Not Applicable
All Stock (Raw Material, Chemicals, Fuel, Packing, W.I.P., Stores & Spares) & Book Debts & Other Current Assets	Qtr-3 (QMS-3)	Not Applicable	Not Applicable	Not Applicable
All Stock (Raw Material, Chemicals, Fuel, Packing, W.I.P., Stores & Spares) & Book Debts & Other Current Assets	Qtr-4 (QMS-4)	Not Applicable	Not Applicable	Not Applicable
All Stock (Raw Material, Chemicals, Fuel, Packing, W.I.P., Stores & Spares) & Book Debts & Other Current Assets	June 2020 (Stock Statement)	1. Stock 5713.99 2. Book Debt- 5502.07	1. Stock 5713.99 2. Book Debt- 5753.46	(Due to Reconciliation after submission of stock statement)
All Stock (Raw Material, Chemicals, Fuel, Packing, W.I.P., Stores & Spares) & Book Debts & Other Current Assets	Sept. 2020 (Stock Statement)	Stock 5285.40 2. Book Debt- 6072.61	Stock 5285.40 2. Book Debt- 6262.89	(Due to Reconciliation after submission of statement)
All Stock (Raw Material, Chemicals, Fuel, Packing, W.I.P., Stores & Spares) & Book Debts & Other Current Assets	Dec. 2020 (Stock Statement)	1. Stock 5362.17 2. Book Debt 5795.02	Stock 5362.17 2. Book Debt- 5853.20	(Due to Reconciliation after submission of statement)
All Stock (Raw Material, Chemicals, Fuel, Packing, W.I.P., Stores & Spares) & Book Debts & Other Current Assets	March 2021 (Stock Statement)	1. Stock 6365.51 2. Book Debt 5974.63	1. Stock 6237.00 2. Book Debt 6148.84 (Stock Statement has been submitted for the period as on 30 March 2021)	N.A.


- (iii) According to the information and explanations given to us and on the basis of our examination of the records of the company, the company has not made investments in, nor provided any guarantee or security or granted any loans or advances in the nature of loans, secured or unsecured, to companies, firms, Limited Liability Partnerships or any other parties during the year. Accordingly, provisions of clause 3(iii)(a), 3(iii)(b), 3(iii)(c), 3(iii)(d), 3(iii)(e) and 3(iii)(f) of the Order are not applicable to the Company.



- (iv) According to the information and explanations given to us and on the basis of our examination of the records, in respect of loans, investments, guarantees, and security, provisions of section 185 and 186 of the Companies Act, 2013 have been complied with.
- (v) The company has not accepted any deposits or amounts which are deemed to be deposits covered under sections 73 to 76 of the Companies Act, 2013. Accordingly, clause 3(v) of the Order is not applicable.
- (vi) As per information & explanation given by the management, maintenance of cost records has been specified by the Central Government under sub-section (1) of section 148 of the Companies Act and such accounts and records have been so made and maintained;
- (vii) (a) According to the information and explanations given to us and on the basis of our examination of the records of the company, the company is regular in depositing undisputed statutory dues including Goods and Services Tax, provident fund, employees' state insurance, income-tax, sales-tax, service tax, duty of customs, duty of excise, value added tax, cess and any other statutory dues to the appropriate authorities. According to the information and explanation given to us there were no outstanding statutory dues as on 31st of March, 2022 for a period of more than six months from the date they became payable.
- (b) According to the information and explanations given to us and on the basis of our examination of the records of the company, there is no statutory dues referred to in sub-clause (a) that have not been deposited on account of any dispute.
- (viii) According to the information and explanations given to us and on the basis of our examination of the records of the company, the Company has not surrendered or disclosed any transactions, previously unrecorded as income in the books of account, in the tax assessments under the Income Tax Act, 1961 as income during the year.
- (ix) (a) According to the information and explanations given to us and on the basis of our examination of the records of the company, the company has not defaulted in repayment of loans or other borrowings or in the payment of interest thereon to any lender.
- (b) According to the information and explanations given to us and on the basis of our examination of the records of the company, the company has not been declared a willful defaulter by any bank or financial institution or other lender;
- (c) According to the information and explanations given to us by the management, the Company has utilized the money obtained by way of term loans during the year for the purposes for which they were obtained,
- (d) According to the information and explanations given to us and on an overall examination of the balance sheet of the Company, we report that no funds raised on short term basis have been used for long term purposes by the company.



- (e) The Company does not hold any investment in any subsidiary, associate or joint venture (as defined under the Act) during the year ended 31 March 2022. Accordingly, clause 3(ix)(e) is not applicable.
- (f) The Company does not hold any investment in any subsidiary, associate or joint venture (as defined under the Act) during the year ended 31 March 2022. Accordingly, clause 3(ix)(f) is not applicable.
- (x) (a) The company has not raised any money by way of initial public offer or further public offer (including debt instruments) during the year. Accordingly, clause 3(x)(a) of the Order is not applicable.
- (b) According to the information and explanations given to us and on the basis of our examination of the records of the Company, the company has not made any preferential allotment or private placement of shares or convertible debentures (fully, partially or optionally convertible) during the year. Accordingly, clause 3(x)(b) of the Order is not applicable.
- (xi) (a) Based on examination of the books and records of the Company and according to the information and explanations given to us, no fraud by the company or any fraud on the company has been noticed or reported during the course of audit.
- (b) According to the information and explanations given to us, no report under sub-section (12) of section 143 of the Companies Act has been filed by the auditors in Form ADT-4 as prescribed under rule 13 of Companies (Audit and Auditors) Rules, 2014 with the Central Government;
- (c) According to the information and explanations given to us by the management, no whistle-blower complaints had been received by the company
- (xii) The company is not a Nidhi Company. Accordingly, clause 3(xii)(a), 3(xii)(b) and 3(xii)(c) of the Order is not applicable.
- (xiii) In our opinion and according to the information and explanations given to us, all transactions with the related parties are in compliance with sections 177 and 188 of Companies Act, where applicable and the details have been disclosed in the financial statements, as required by the applicable accounting standards;
- (xiv) (a) Based on information and explanations provided to us and our audit procedures, the company has an internal audit system commensurate with the size and nature of its business;
- (b) We have considered the internal audit reports of the Company issued till date for the period under audit.
- (xv) In our opinion and according to the information and explanations given to us, the company has not entered into any non-cash transactions with directors or persons connected with him and hence, provisions of Section 192 of the Companies Act, 2013 are not applicable to the Company



- (xvi) (a) In our Opinion and based on our examination, the Company is not required to be registered under section 45-IA of the Reserve Bank of India Act, 1934 (2 of 1934). Accordingly, clause 3(xvi)(a) of the Order is not applicable.
- (b) In our Opinion and based on our examination, the Company has not conducted any Non-Banking Financial or Housing Finance activities without a valid Certificate of Registration (CoR) from the Reserve Bank of India as per the Reserve Bank of India Act, 1934. Accordingly, clause 3(xvi)(b) of the Order is not applicable. ,
- (c) In our Opinion and based on our examination, the Company is not a Core Investment Company (CIC) as defined in the regulations made by the Reserve Bank of India. Accordingly, clause 3(xvi)(c) of the Order is not applicable.
- (d) According to the information and explanations given by the management, the Group does not have any CIC as part of the Group.
- (xvii) Based on our examination, the company has not incurred cash losses in the financial year and in the immediately preceding financial year.
- (xviii) There has been no resignation of the statutory auditors during the year. Accordingly, clause 3(xviii) of the Order is not applicable.
- (xix) According to the information and explanations given to us and on the basis of the financial ratios, ageing and expected dates of realisation of financial assets and payment of financial liabilities, our knowledge of the Board of Directors and management plans and based on our examination of the evidence supporting the assumptions, nothing has come to our attention, which causes us to believe that any material uncertainty exists as on the date of the audit report that company is not capable of meeting its liabilities existing at the date of balance sheet as and when they fall due within a period of one year from the balance sheet date. We, however, state that this is not an assurance as to the future viability of the company. We further state that our reporting is based on the facts up to the date of the audit report and we neither give any guarantee nor any assurance that all liabilities falling due within a period of one year from the balance sheet date, will get discharged by the company as and when they fall due.
- (xx)
- (a) According to the information and explanations given to us and on the basis of our examination of the records of the Company, in respect of other than ongoing projects, the company has transferred unspent amount to a Fund specified in Schedule VII to the Companies Act within a period of six months of the expiry of the financial year in compliance with second proviso to sub-section (5) of section 135 of the said Act, except in respect of following;

Financial year*	Amount unspent on CSR activities "other than Ongoing Projects"	Amount Transferred to Fund specified in Sch VII within 6 months from the end of the Financial Year	Amount Transferred after the due date (specify the date of deposit)
		NIL Muzaffarnagar 002873 C	

- (b) According to the information and explanations given to us and on the basis of our examination of the records of the Company, in respect of ongoing project the company has transferred unspent amount to a Special Account, within a period of 30 days from the end of the financial year in compliance with Sec.135(6) of the said Act, except in respect of the following:

Financial year*	Amount unspent on CSR activities for "Ongoing Projects"	Amount Transferred to Special Account within 30 days from the end of the Financial Year	Amount Transferred after the due date (specify the date of transfer)
(a)	(b)	(c)	(d)
		Nil	

- (xxi) The company is not required to prepare Consolidate financial statement hence this clause is not applicable.

Place:-MUZAFFARNAGAR
Date: 02/09/2022
UDIN:22071902AXJAZV3978

For SANJAY KUMAR AGARWAL AND ASSOCIATES

Chartered Accountants
FRN: 002873C

Muzaffarnagar
002873 C
SANJAY KUMAR AGARWAL
(PARTNER)

Membership No. 071902

Report on Internal Financial Controls with reference to financial statements

Report on the Internal Financial Controls under Clause (i) of Sub-section 3 of Section 143 of the Companies Act, 2013 ("the Act")

We have audited the internal financial controls over financial reporting of SILVERTON PULP AND PAPERS PRIVATE LIMITED ("the Company") as of March 31, 2022 in conjunction with our audit of the financial statements of the Company for the year ended on that date.

Management's Responsibility for Internal Financial Controls

The Company's management is responsible for establishing and maintaining internal financial controls based on the internal control over financial reporting criteria established by the Company considering the essential components of internal control stated in the Guidance Note on Audit of Internal Financial Controls Over Financial Reporting issued by the Institute of Chartered Accountants of India. These responsibilities include the design, implementation and maintenance of adequate internal financial controls that were operating effectively for ensuring the orderly and efficient conduct of its business, including adherence to company's policies, the safeguarding of its assets, the prevention and detection of frauds and errors, the accuracy and completeness of the accounting records, and the timely preparation of reliable financial information, as required under the Companies Act, 2013.

Auditors' Responsibility

Our responsibility is to express an opinion on the Company's internal financial controls over financial reporting based on our audit. We conducted our audit in accordance with the Guidance Note on Audit of Internal Financial Controls Over Financial Reporting (the "Guidance Note") and the Standards on Auditing, issued by ICAI and deemed to be prescribed under section 143(10) of the Companies Act, 2013, to the extent applicable to an audit of internal financial controls, both applicable to an audit of Internal Financial Controls and, both issued by the Institute of Chartered Accountants of India. Those Standards and the Guidance Note require that we comply with ethical requirements and plan and perform the audit to obtain reasonable assurance about whether adequate internal financial controls over financial reporting was established and maintained and if such controls operated effectively in all material respects.

Our audit involves performing procedures to obtain audit evidence about the adequacy of the internal financial controls system over financial reporting and their operating effectiveness. Our audit of internal financial controls over financial reporting included obtaining an understanding of internal financial controls over financial reporting, assessing the risk that a material weakness exists, and testing and evaluating the design and operating effectiveness of internal control based on the assessed risk. The procedures selected depend on the auditor's judgement, including the assessment of the risks of material misstatement of the financial statements, whether due to fraud or error.

We believe that the audit evidence we have obtained is sufficient and appropriate to provide a basis for our audit opinion on the Company's internal financial controls system over financial reporting.



Meaning of Internal Financial Controls Over Financial Reporting

A company's internal financial control over financial reporting is a process designed to provide reasonable assurance regarding the reliability of financial reporting and the preparation of financial statements for external purposes in accordance with generally accepted accounting principles. A company's internal financial control over financial reporting includes those policies and procedures that

1. pertain to the maintenance of records that, in reasonable detail, accurately and fairly reflect the transactions and dispositions of the assets of the company;
2. provide reasonable assurance that transactions are recorded as necessary to permit preparation of financial statements in accordance with generally accepted accounting principles, and that receipts and expenditures of the company are being made only in accordance with authorisations of management and directors of the company; and
3. provide reasonable assurance regarding prevention or timely detection of unauthorized acquisition, use, or disposition of the company's assets that could have a material effect on the financial statements.

Inherent Limitations of Internal Financial Controls Over Financial Reporting

Because of the inherent limitations of internal financial controls over financial reporting, including the possibility of collusion or improper management override of controls, material misstatements due to error or fraud may occur and not be detected. Also, projections of any evaluation of the internal financial controls over financial reporting to future periods are subject to the risk that the internal financial control over financial reporting may become inadequate because of changes in conditions, or that the degree of compliance with the policies or procedures may deteriorate.

Opinion


In our opinion, the Company has, in all material respects, an adequate internal financial controls system over financial reporting and such internal financial controls over financial reporting were operating effectively as at March 31, 2022, based on the internal control over financial reporting criteria established by the Company considering the essential components of internal control stated in the Guidance Note on Audit of Internal Financial Controls Over Financial Reporting issued by the Institute of Chartered Accountants of India.

Place:-MUZAFFARNAGAR
Date: 02/09/2022
UDIN:22071902AXJAZV3978

For SANJAY KUMAR AGARWAL AND ASSOCIATES

Chartered Accountants & Associates
FRN: 002873C

SANJAY KUMAR AGARWAL
(PARTNER)



Membership No. 071902

SILVERTON PULP AND PAPERS PRIVATE LIMITED
9 TH K M, BHOPA ROAD, MUZAFFARNAGAR-251001
CIN : U21093UP1995PTC018048
Ph No : 8941095985
Email : silvertonpulp@gmail.com,

(F.Y. 2021-2022)

Balance Sheet as at 31st March 2022

₹ in lakhs

Particulars	Note No.	As at 31st March 2022	As at 31st March 2021
EQUITY AND LIABILITIES			
Shareholder's funds			
Share capital	1	967.04	967.04
Reserves and surplus	2	16,639.40	13,581.29
Money received against share warrants		0.00	0.00
		17,606.44	14,548.34
Share application money pending allotment		0.00	0.00
Non-current liabilities			
Long-term borrowings	3	3,814.95	8,291.42
Deferred tax liabilities (Net)	4	2,400.92	1,510.20
Other long term liabilities	5	497.62	570.00
Long-term provisions	6	135.12	121.94
		6,848.61	10,493.56
Current liabilities			
Short-term borrowings	7	10,249.44	4,442.43
Trade payables	8		
(A) Micro enterprises and small enterprises		0.00	0.00
(B) Others		4,233.96	3,792.84
Other current liabilities	9	401.68	455.90
Short-term provisions	6	1,452.71	920.70
		16,337.79	9,611.88
TOTAL		40,792.84	34,653.78
ASSETS			
Non-current assets			
Property, Plant and Equipment and Intangible assets	10		
Property, Plant and Equipment		16,255.67	17,073.55
Intangible assets		0.00	0.00
Capital work-in-Progress		0.00	0.00
Intangible assets under development		0.00	0.00
Non-current investments		0.00	0.00
Deferred tax assets (net)	4	0.00	0.00
Long-term loans and advances	11	0.00	0.00
Other non-current assets	12	77.09	61.11
		16,332.76	17,134.67
Current assets			
Current investments		0.00	0.00
Inventories	13	8,095.26	6,365.51
Trade receivables	14	6,450.25	5,974.63
Cash and cash equivalents	15	5,346.16	1,036.84
Short-term loans and advances	11	2,190.71	1,775.84
Other current assets	16	2,377.70	2,366.28
		24,460.08	17,519.11
TOTAL		40,792.84	34,653.78

The accompanying notes are an integral part of the financial statements.

As per our report of even date,

For SANJAY KUMAR AGARWAL AND ASSOCIATES
Chartered Accountants
(FRN: 002873C)

SANJAY KUMAR AGARWAL
PARTNER
Membership No.: 071902
Place: Muzaffarnagar
Date: 02/09/2022
UDIN- 22071902AXJAZV2928

RAJEEV JAIN
Director
DIN: 00140469

RAJESH JAIN
Director
DIN: 00141162

For and on behalf of the Board of Directors

AKSHAY JAIN
Whole-time director
DIN: 00144716

SILVERTON PULP AND PAPERS PRIVATE LIMITED
9 TH K M, BHOPA ROAD, MUZAFFARNAGAR-251001
CIN : U21093UP1995PTC018048
Ph No : 8941095985
Email : silvertonpulp@gmail.com

(F.Y. 2021-2022)

Statement of Profit and loss for the year ended 31st March 2022

₹ in lakhs

Particulars	Note No.	31st March 2022	31st March 2021
Revenue			
Revenue from operations	17	61,865.40	46,781.55
Less: Excise duty	18	0.00	0.00
Net Sales		61,865.40	46,781.55
Other income	19	212.55	321.63
Total Income		62,077.95	47,103.18
Expenses			
Cost of material Consumed	20	49,011.69	35,139.93
Purchase of stock-in-trade	21	24.67	1,348.42
Changes in inventories	22	(105.57)	(3.27)
Employee benefit expenses	23	826.58	687.99
Finance costs	24	819.49	1,335.64
Depreciation and amortization expenses	25	1,677.37	1,516.50
Other expenses	26	4,869.92	3,587.99
Total expenses		57,124.15	43,613.19
Profit before exceptional, extraordinary and prior period items and tax		4,953.80	3,490.00
Exceptional items		0.00	0.00
Profit before extraordinary and prior period items and tax		4,953.80	3,490.00
Extraordinary items		0.00	0.00
Prior period item		0.00	0.00
Profit before tax		4,953.80	3,490.00
Tax expenses			
Current tax	27	965.86	609.77
Deferred tax	28	890.72	4.81
Excess/short provision relating earlier year tax		0.00	0.00
Profit(Loss) for the period		3,097.22	2,875.41
Earning per share-in ₹			
Basic	29		
Before extraordinary Items		40.38	37.49
After extraordinary Adjustment		40.38	37.49
Diluted			
Before extraordinary Items		0.00	0.00
After extraordinary Adjustment		0.00	0.00

The accompanying notes are an integral part of the financial statements.

As per our report of even date
For SANJAY KUMAR AGARWAL AND ASSOCIATES
Chartered Accountants
(FRN: 002873 C)

SANJAY KUMAR AGARWAL
PARTNER
Membership No.: 071902
Place: Muzaffarnagar
Date: 02/09/2022
UDIN- 22071902AXJAZV2930

RAJEEV JAIN
Director
DIN: 00140469

For and on behalf of the Board of Directors

RAJESH JAIN
Director
DIN: 00141162

AKSHAY JAIN
Whole-time director
DIN: 00144716

CASH FLOW STATEMENT FOR THE YEAR ENDED 31st March 2022

₹ in lakhs

	PARTICULARS	31st March 2022	31st March 2021
A.	Cash Flow From Operating Activities		
	Net Profit before tax and extraordinary items(as per Statement of Profit and Loss)	4,953.80	3,490.00
	Adjustments for non Cash/ Non trade items:		
	Depreciation & Amortization Expenses	1,677.37	1,516.50
	Finance Cost	819.49	1,335.64
	(Profit) / Loss on Sale Of Assets	0.00	(1.57)
	Interest received	(94.74)	(36.00)
	Other Inflows / (Outflows) of cash	13.18	982.48
	Operating profits before Working Capital Changes	7,369.11	7,287.06
	Adjusted For:		
	(Increase) / Decrease in trade receivables	(475.62)	(1,164.10)
	Increase / (Decrease) in trade payables	441.11	(776.44)
	(Increase) / Decrease in inventories	(1,729.75)	77.08
	Increase / (Decrease) in other current liabilities	121.71	60.78
	(Increase) / Decrease in Short Term Loans & Advances	(414.86)	430.38
	(Increase) / Decrease in other current assets	(11.42)	(1,229.15)
	Cash generated from Operations	5,300.28	4,685.61
	Income Tax (Paid) / Refund	(609.77)	(732.12)
	Net Cash flow from Operating Activities(A)	4,690.51	3,953.49
B.	Cash Flow From Investing Activities		
	Purchase of tangible assets	(942.20)	(5,776.43)
	Proceeds from sales of tangible assets	82.71	4,203.00
	Interest Received	94.74	36.00
	Cash advances and loans made to other parties	0.00	(8.94)
	Other Inflow / (Outflows) of cash	(88.36)	(132.56)
	Net Cash used in Investing Activities(B)	(853.11)	(1,678.95)
C.	Cash Flow From Financing Activities		
	Finance Cost	(819.49)	(1,335.64)
	Increase in / (Repayment) of Short term Borrowings	5,807.00	630.49
	Increase in / (Repayment) of Long term borrowings	(4,476.47)	(899.67)
	Increase / (Decrease) in money received against share warrants	0.00	0.00
	Other Inflows / (Outflows) of cash	(39.12)	(8.81)
	Net Cash used in Financing Activities(C)	471.92	(1,613.63)
D.	Net Increase / (Decrease) in Cash & Cash Equivalents(A+B+C)	4,309.32	660.91
E.	Cash & Cash Equivalents at Beginning of period	1,036.84	375.93
F.	Cash & Cash Equivalents at End of period	5,346.16	1,036.84
G.	Net Increase / (Decrease) in Cash & Cash Equivalents(F-E)	4,309.32	660.91

The accompanying notes are an integral part of the financial statements.

As per our report of even date
For SANJAY KUMAR AGARWAL AND
ASSOCIATES
Chartered Accountants
(FRN: 0028736)

SANJAY KUMAR AGARWAL
PARTNER
Membership No.: 071902
Place: Muzaffarnagar
Date: 02/09/2022

RAJEEV JAIN
Director
DIN: 00140469

RAJESH JAIN
Director
DIN: 00141162

For and on behalf of the Board of Directors

AKSHAY JAIN
Whole-time director
DIN: 00144716

Note:

1. The Cash Flow Statement has been prepared by Indirect Method as per AS-3 issued by ICAI.
2. Figures of previous year have been rearranged/regrouped wherever necessary
3. Figures in brackets are outflow/deductions

SILVERTON PULP AND PAPERS PRIVATE LIMITED
9 TH K M, BHOPA ROAD, MUZAFFARNAGAR-251001
CIN : U21093UP1995PTC018048
Ph No : 8941095985
Email : silvertonpulp@gmail.com

(F.Y. 2021-2022)

Notes to Financial statements for the year ended 31st March 2022

The previous year figures have been regrouped / reclassified, wherever necessary to confirm to the current year presentation.

Note No. 1 Share Capital

₹ in lakhs

Particulars	As at 31st March 2022	As at 31st March 2021
Authorised :		
13000000 (31/03/2021:13000000) Equity shares of Rs. 10.00/- par value (FULLY PAID UP)	1,300.00	1,300.00
2000000 (31/03/2021:2000000) Preference shares of Rs. 10.00/- par value (FULLY PAID UP)	200.00	200.00
Issued :		
7670449 (31/03/2021:7670449) Equity shares of Rs. 10.00/- par value	767.04	767.04
2000000 (31/03/2021:2000000) Preference shares of Rs. 10.00/- par value	200.00	200.00
Subscribed and paid-up :		
7670449 (31/03/2021:7670449) Equity shares of Rs. 10.00/- par value	767.04	767.04
2000000 (31/03/2021:2000000) Preference shares of Rs. 10.00/- par value	200.00	200.00
Total	967.04	967.04

Reconciliation of the Shares outstanding at the beginning and at the end of the reporting period

Equity shares

₹ in lakhs

	As at 31st March 2022		As at 31st March 2021	
	No. of Shares	Amount	No. of Shares	Amount
At the beginning of the period	76,70,449	767.04	76,70,449	767.04
Issued during the Period				
Redeemed or bought back during the period	0.00	0.00	0.00	0.00
Outstanding at end of the period	76,70,449	767.04	76,70,449	767.04

Preference shares

₹ in lakhs

	As at 31st March 2022		As at 31st March 2021	
	No. of Shares	Amount	No. of Shares	Amount
At the beginning of the period	20,00,000	200.00	20,00,000	200.00
Issued during the Period	0.00	0.00	0.00	0.00
Redeemed or bought back during the period	0.00	0.00	0.00	0.00
Outstanding at end of the period	20,00,000	200.00	20,00,000	200.00


Right, Preferences and Restriction attached to shares

Equity shares

The company has only one class of Equity having a par value Rs. 10.00 per share. Each shareholder is eligible for one vote per share held. The dividend proposed by the board of directors is subject to the approval of the shareholders in ensuing Annual General Meeting, except in case of interim dividend. In the event of liquidation, the Equity shareholders are eligible to receive the remaining assets of the company after distribution of all preferential amounts, in proportion to their shareholding.

Preference shares

The company has only one class of Preference having a par value Rs. 10.00 per share. Each shareholder is eligible for one vote per share held. The dividend proposed by the board of directors is subject to the approval of the shareholders in ensuing Annual General Meeting, except in case of interim dividend. In the event of liquidation, the Preference shareholders are eligible to receive the remaining assets of the company after distribution of all preferential amounts, in proportion to their shareholding.



Details of shareholders holding more than 5% shares in the company

Type of Share	Name of Shareholders	As at 31st March 2022		As at 31st March 2021	
		No. of Shares	% of Holding	No. of Shares	% of Holding
Equity [NV: 10.00]	RAJESH JAIN	4,12,800	5.38	4,12,800	5.38
Equity [NV: 10.00]	NIKITA JAIN	3,88,102	5.06	3,88,102	5.06
Equity [NV: 10.00]	ANUBHA JAIN	4,19,529	5.47	4,19,529	5.47
Equity [NV: 10.00]	RAJEEV JAIN	4,24,800	5.54	4,24,800	5.54
Equity [NV: 10.00]	DIVYA JAIN	5,37,000	7.00	5,37,000	7.00
Equity [NV: 10.00]	AKSHAY JAIN	5,66,600	7.39	5,66,600	7.39
Equity [NV: 10.00]	TRISHLA JAIN	6,64,800	8.67	6,64,800	8.67
Equity [NV: 10.00]	MONIKA JAIN	6,64,040	8.66	6,64,040	8.66
Equity [NV: 10.00]	VIBHA JAIN	5,63,840	7.35	5,63,840	7.35
Equity [NV: 10.00]	SUMITRA JAIN	6,34,450	8.27	6,34,450	8.27
	Total :	52,75,961	68.79	52,75,961	68.79
Preference [NV: 10.00]	M/S MOHAN TRUST	20,00,000	100.00	20,00,000	100.00
	Total :	20,00,000	100.00	20,00,000	100.00

Details of shares held by Promoters

		Current Year					Previous Year				
		Shares at beginning		Shares at end		% Change	Shares at beginning		Shares at end		% Change
Promoter name	Particulars	Number	%	Number	%		Number	%	Number	%	
AKSHAY JAIN	Equity [NV: 10.00]	566600	7.39	566600	7.39	0.00	566600	7.39	566600	7.39	0.00
RAJEEV JAIN	Equity [NV: 10.00]	424800	5.54	424800	5.54	0.00	424800	5.54	424800	5.54	0.00
RAJESH JAIN	Equity [NV: 10.00]	412800	5.38	412800	5.38	0.00	412800	5.38	412800	5.38	0.00
Total		1404200		1404200			1404200		1404200		

Note No. 2 Reserves and surplus

₹ in lakhs

Particulars	As at 31st March 2022	As at 31st March 2021
Surplus		
Opening Balance	8,443.82	5,577.22
Add: Profit for the year	3,097.22	2,875.41
Less: Income Tax Expenses F.Y. 2019-20	0.00	(8.81)
Less: Accelerated dep. as per Companies Act, 2013	0.00	0.00
Less: Income Tax Expenses F.Y. 2020-21	(30.18)	0.00
Less: Income Tax Expenses F.Y. 2017-18	(1.46)	0.00
Less: Sales Tax Demand 2014-14	(7.02)	0.00
Less: Income Tax Refundable	(0.46)	0.00
Closing Balance	11,501.92	8,443.82
Securities premium		
Opening Balance	3,068.51	3,068.51
Add: Addition during the year	0.00	0.00
Less : Deletion during the year	0.00	0.00
Closing Balance	3,068.51	3,068.51
Mat Credit Entitlement		
Opening Balance	2,068.97	1,071.72
Add: Others Reserves	0.00	416.76
Add: Mat Credit 2021-22	0.00	580.49
Less : Deletion during the year	0.00	0.00
Closing Balance	2,068.97	2,068.97
Balance carried to balance sheet	16,639.40	13,581.30

SILVERTON PULP AND PAPERS PRIVATE LIMITED
9 TH K M, BHOPA ROAD, MUZAFFARNAGAR-251001
CIN : U21093UP1995PTC018048
Ph No : 8941095985
Email : silvertonpulp@gmail.com

(F.Y. 2021-2022)

Note No. 3 Long-term borrowings

₹ in lakhs

Particulars	As at 31st March 2022			As at 31st March 2021		
	Non-Current	Current Maturities	Total	Non-Current	Current Maturities	Total
Term Loan - From banks						
Term Loan- Union Bank secured	0.00	0.00	0.00	3,303.49	0.00	3,303.49
Term Loan Car Axis Bank-AUR110005013947 secured	43.35	22.90	66.25	66.25	19.24	85.49
Term Loan (Covid19-85185128t)- HDFC Bank secured	0.00	0.00	0.00	321.90	95.45	417.36
Term Loan (Cleaning Machine)-HDFC Loan secured	0.00	0.00	0.00	3.22	4.47	7.69
Term Loan (Forlift Loan-IV)-HDFC Bank secured	0.00	0.00	0.00	0.91	2.05	2.96
Term Loan (Forlift Loan-V)-HDFC Bank secured	0.00	0.00	0.00	0.91	2.05	2.96
Term Loan Car Loan-Diamler Financial Services India (P) Ltd. Secured	78.83	20.89	99.72	0.00	0.00	0.00
Term Loan (Forlift PRC Loan)-HDFC Bank-83757171 secured	0.00	3.65	3.65	3.65	3.32	6.98
Term Loan (Forlift PRC Loan)-HDFC Bank-83375640 secured	0.00	1.52	1.52	1.52	3.41	4.93
Term Loan -IV-JCB-HDFC Bank secured	0.00	0.00	0.00	2.17	4.89	7.07
Term Loan -V-JCB-HDFC Bank secured	0.00	0.00	0.00	1.44	2.00	3.44
HDFC JCB LOAN A/C 83375677 secured	0.00	2.17	2.17	0.00	0.00	0.00
HDFC Cleaning Machine Loan A/c 83536185 secured	0.00	3.22	3.22	0.00	0.00	0.00
HDFC Forlift Loan A/c 83375648 secured	0.00	0.91	0.91	0.00	0.00	0.00
HDFC Car Loan A/c 121382807 secured	18.20	11.11	29.31	0.00	0.00	0.00
HDFC Forlift Loan A/c 83375658 secured	0.00	0.91	0.91	0.00	0.00	0.00
HDFC JCB Loan A/c 83375670 secured	0.00	2.17	2.17	0.00	0.00	0.00
HDFC JCB Loan A/c 83536093 secured	0.00	1.44	1.44	0.00	0.00	0.00
Term Loan -VI-JCB-HDFC Bank secured	0.00	0.00	0.00	2.17	4.89	7.07
Term Loan -IV-Car Loan-Diamler Financial Services India (P) Ltd. Secured	0.00	0.00	0.00	0.00	51.34	51.34
Term Loan Forlift Loan A/c No 83989928 HDFC secured	3.09	1.10	4.18	4.18	2.81	6.99
Term Loan (85170389) HDFC Bank secured	0.00	0.00	0.00	819.80	174.25	994.05
Term Loan (Car-IV) HDFC Bank secured	0.00	3.37	3.37	3.37	6.34	9.71
	143.47	75.36	218.82	4,534.99	376.52	4,911.52
Loans and advances from related parties						
Loan From Shareholders unsecured	614.39	0.00	614.39	685.16	0.00	685.16
	614.39	0.00	614.39	685.16	0.00	685.16
Other Loans and advances						
Unsecured Loan from Corporate	3,057.09	0.00	3,057.09	3,071.27	0.00	3,071.27
	3,057.09	0.00	3,057.09	3,071.27	0.00	3,071.27
The Above Amount includes						
Secured Borrowings	143.47	75.36	218.82	4,534.99	376.52	4,911.52
Unsecured Borrowings	3,671.49	0.00	3,671.49	3,756.43	0.00	3,756.43

Amount Disclosed Under the Head "Short Term Borrowings"(Note No. 7)		(75.36)	(75.36)		(376.52)	(376.52)
Net Amount	3,814.95	0	3,814.95	8,291.42	0	8,291.42

Note No. 3(a) Long-term borrowings:Loan From Shareholders

₹ in lakhs

Particulars	As at 31st March 2022			As at 31st March 2021		
	Non-Current	Current Maturities	Total	Non-Current	Current Maturities	Total
SH. RAVI JAIN	0.00	0.00	0.00	44.55	0.00	44.55
SMT. PAYAL JAIN	0.00	0.00	0.00	16.70	0.00	16.70
RAVI JAIN (HUF)	0.00	0.00	0.00	55.68	0.00	55.68
RISHABH JAIN	23.27	0.00	23.27	21.00	0.00	21.00
SANATH JAIN	21.99	0.00	21.99	19.85	0.00	19.85
RAJESH JAIN HUF	23.66	0.00	23.66	21.36	0.00	21.36
SMT. ANUBHA JAIN	176.76	0.00	176.76	159.53	0.00	159.53
JITENDRA KUMAR and SONS (HUF)	174.11	0.00	174.11	161.07	0.00	161.07
JITENDRA KUMAR KUCHHAL	94.37	0.00	94.37	92.70	0.00	92.70
NISHANT KUCHHAL	100.23	0.00	100.23	92.72	0.00	92.72
Total	614.39	0.00	614.39	685.16	0.00	685.16

Note No. 3(b) Long-term borrowings:Unsecured Loan from Corporate

₹ in lakhs

Particulars	As at 31st March 2022			As at 31st March 2021		
	Non-Current	Current Maturities	Total	Non-Current	Current Maturities	Total
RAUNAQ AKER DRILLING LTD.	26.84	0.00	26.84	26.94	0.00	26.94
MKG MANUFACTURING PVT LTD	267.76	0.00	267.76	243.64	0.00	243.64
MRIDUL GOODS PRIVATE LIMITED	520.14	0.00	520.14	636.88	0.00	636.88
SARAS PAPER PRODUCTS PRIVATE LIMITED	53.77	0.00	53.77	53.99	0.00	53.99
TCMC DEVELOPERS LIMITED	216.42	0.00	216.42	211.38	0.00	211.38
HIMANSU LEASEFIN CO. PVT. LTD.	0.00	0.00	0.00	49.00	0.00	49.00
P. VIDEOTRONICS PVT. LTD.	32.65	0.00	32.65	58.40	0.00	58.40
BHAVYA TRADELINK PVT. LTD.	36.96	0.00	36.96	37.11	0.00	37.11
RAPID CREDIT AND HOLDINGS PRIVATE LIMITED	1,902.57	0.00	1,902.57	1,753.93	0.00	1,753.93
Total	3,057.09	0.00	3,057.09	3,071.27	0.00	3,071.27

Note No. 4 Deferred Tax

₹ in lakhs

Particulars	As at 31st March 2022	As at 31st March 2021
Deferred tax liability		
Deferred tax liability depreciation	2,400.92	1,510.20
Gross deferred tax liability	2,400.92	1,510.20
Net deferred tax assets	0.00	0.00
Net deferred tax liability	2,400.92	1,510.20

Note No. 5 Other long term liabilities

₹ in lakhs

Particulars	As at 31st March 2022	As at 31st March 2021
Others		
Security Deposit from Dealers	497.62	570.00
Total	497.62	570.00

SILVERTON PULP AND PAPERS PRIVATE LIMITED
9 TH K M, BHOPA ROAD, MUZAFFARNAGAR-251001
CIN : U21093UP1995PTC018048
Ph No : 8941095985
Email : silvertonpulp@gmail.com

(F.Y. 2021-2022)

Note No. 6 Provisions

₹ in lakhs

Particulars	As at 31st March 2022			As at 31st March 2021		
	Long-term	Short-term	Total	Long-term	Short-term	Total
Other provisions						
Other Provision	135.12	486.85	621.98	121.94	310.92	432.86
Current tax provision.	0.00	965.86	965.86	0.00	609.77	609.77
	135.12	1,452.71	1,587.84	121.94	920.70	1,042.64
Total	135.12	1,452.71	1,587.84	121.94	920.70	1,042.64

Note No. 6 Other Provision

₹ in lakhs

Particulars	As at 31st March 2022		As at 31st March 2021	
	Long-term	Short-term	Long-term	Short-term
T.D.S. PAYABLE (194-H)	0.00	16.83	0.00	1.33
T.D.S. PAYABLE (194-A)	0.00	41.08	0.00	31.91
T.D.S. PAYABLE (194-C)	0.00	4.90	0.00	6.46
T.D.S. PAYABLE (194-J)	0.00	0.76	0.00	0.78
ELECTRICITY EXPS. PAYABLE	0.00	14.52	0.00	4.78
ESIC EXPS. PAYABLE	0.00	2.28	0.00	2.36
P.F. PAYABLE	0.00	8.32	0.00	8.62
AUDIT FEES PAYABLE	0.00	4.50	0.00	4.63
SALARY PAYABLE	0.00	140.87	0.00	130.55
BONUS PAYABLE	0.00	17.13	0.00	21.54
ACC. INTEREST (CAR LOAN AND CC LIMIT)	0.00	0.30	0.00	8.41
T.D.S. PAYABLE (192-B)	0.00	8.05	0.00	10.75
CGST RCM PAYABLE	0.00	3.82	0.00	4.31
SGST RCM PAYABLE	0.00	3.82	0.00	4.31
IGST RCM PAYABLE	0.00	0.68	0.00	1.93
TDS PAYABLE (194-I)	0.00	0.37	0.00	0.43
GRATUITY PAYABLE	135.12	0.00	121.94	0.00
IGST Payable	0.00	161.42	0.00	12.16
SGST Payable	0.00	24.18	0.00	19.21
CGST Payable	0.00	24.18	0.00	31.19
TCS Payable on Sales	0.00	0.75	0.00	3.29
AKSHAY JAIN SALARY PAYABLE	0.00	6.61	0.00	1.98
T.D.S. PAYABLE (194-Q)	0.00	1.49	0.00	0.00
Total	135.12	486.85	121.94	310.92

Note No. 7 Short-term borrowings

₹ in lakhs

Particulars	As at 31st March 2022	As at 31st March 2021
Loans Repayable on Demands - From banks		
State Bank (Creditors outstanding against FLC) secured	0.00	2,943.33
Buyer Credit Fund Payable HDFC secured	6,634.63	1,122.58
Union Bank of India C/C 1223 secured	274.61	0.00
LC Payable (Indian) UBI secured	875.56	0.00
HDFC Bank Ltd. CC 55736983 secured	533.00	0.00
LC Payable (Indian) HDFC secured	361.16	0.00
Citi Bank N.A.-FCNR secured	1,495.12	0.00
	10,174.08	4,065.91
Current maturities of long-term debt	75.36	376.52
	75.36	376.52
Total	10,249.44	4,442.43

Note No. 8 Trade payables

₹ in lakhs

Particulars	As at 31st March 2022	As at 31st March 2021
(B) Others		
Creditors due others	4,233.96	3,792.84
	4,233.96	3,792.84
Total	4,233.96	3,792.84

₹ in lakhs


Trade Payables Ageing Schedule

Particular	Current Year					Previous Year				
	Less than 1 Yrs	1-2 Years	2-3 Years	More than 3 Yrs	Total	Less than 1 Yrs	1-2 Years	2-3 Years	More than 3 Yrs	Total
MSME	0.00	0.00	0.00	0.00	0.00	0.00	0.00	0.00	0.00	0.00
Others	4233.96	0.00	0.00	0.00	4233.96	3756.47	31.44	2.13	2.81	3792.84
Disputed Dues-MSME	0.00	0.00	0.00	0.00	0.00	0.00	0.00	0.00	0.00	0.00
Disputed-Others		0.00	0.00	0.00	0.00	0.00	0.00	0.00	0.00	0.00

Note No. 9 Other current liabilities

₹ in lakhs

Particulars	As at 31st March 2022	As at 31st March 2021
Income Received in Advance		
Advance received from Customers	401.43	289.85
Cheque Payable	0.25	166.05
	401.68	455.90
Total	401.68	455.90



SILVERTON PULP AND PAPERS PRIVATE LIMITED
9 TH K M, BHOPA ROAD, MUZAFFARNAGAR-251001
CIN : U21093UP1995PTC018048
Ph No : 8941095985
Email : silvertonpulp@gmail.com


(F.Y. 2021-2022)

Note No. 10 Property, Plant and Equipment and Intangible assets as at 31st March 2022

Note No. 10 Property, Plant and Equipment and Intangible assets as at 31st March 2022												
Assets		Gross Block				Accumulated Depreciation/ Amortisation				Net Block		
	Useful Life (In Years)	Balance as at 1st April 2021	Additions during the year	Addition on account of business acquisition	Deletion during the year	Balance as at 31st March 2022	Balance as at 1st April 2021	Provided during the year	Deletion / adjustments during the year	Written off from retained earning	Balance as at 31st March 2022	Balance as at 31st March 2021
A	Tangible assets											
	Own Assets											
	BUILDING (KRAFT)	30.00	98.32	136.10	0.00	234.41	28.37	4.08	0.00	0.00	32.44	69.95
	BUILDING (POWER)	30.00	157.27	0.00	0.00	157.27	19.98	4.98	0.00	0.00	24.96	137.29
	BUILDING (WHITE)	30.00	1,718.93	0.00	0.00	1,718.93	132.43	54.43	0.00	0.00	186.86	1,586.51
	PLANT and MACHINERY (KRAFT)	25.00	2,602.25	311.87	0.00	2,914.12	945.65	102.03	0.00	0.00	1,047.68	1,656.60
	ELECTRIC PLANT	10.00	83.52	0.00	0.00	83.52	68.58	8.68	0.00	0.00	77.27	14.94
	POWER PLANT	15.00	2,705.92	0.00	0.00	2,705.92	505.35	187.92	0.00	0.00	693.27	2,200.57
	PAPER PLANT (WHITE)	10.00	12,056.52	203.85	0.00	12,260.37	1,664.25	1,258.26	0.00	0.00	2,922.51	10,392.27
	Turbine Plant	40.00	69.99	0.00	0.00	69.99	30.30	1.33	0.00	0.00	31.63	39.69
	A.C.	5.00	5.34	5.60	0.00	10.94	4.15	0.82	0.00	0.00	4.97	1.18
	LAND	0.00	668.97	64.32	0.00	733.29	0.00	0.00	0.00	0.00	733.29	668.97
	Furniture and Fixture	10.00	65.36	46.01	0.00	111.37	12.89	5.62	0.00	0.00	18.52	52.47
	Computer	3.00	33.20	5.46	0.00	38.66	22.57	6.53	0.00	0.00	29.10	10.63
	Car	8.00	420.44	168.99	0.00	433.43	177.96	42.67	73.29	0.00	147.34	242.47
	Total (A)		20,686.02	942.20	0.00	21,472.22	3,612.47	1,677.37	73.29	0.00	5,216.55	17,073.55
	P.Y Total		16,322.90	4,391.75	0.00	20,686.02	2,123.17	1,516.50	27.20	0.00	3,612.47	14,199.73
B	Capital work in progress											
	P.Y Total		2,815.32	1,384.68	0.00	0.00	0.00	0.00	0.00	0.00	0.00	2,815.32
	Current Year Total (A)		20,686.02	942.20	0.00	21,472.22	3,612.47	1,677.37	73.29	0.00	5,216.55	17,073.55
	Previous Year Total		19,138.22	5,776.43	0.00	20,686.02	2,123.17	1,516.50	27.20	0.00	3,612.47	17,015.05

General Notes :

- No depreciation if remaining useful life is negative or zero.
- Depreciation is calculated on pro-rata basis in case assets are purchased/sold during current F.Y.
- If above assets is used for any time during the year for double shift the depreciation will increase by 50% for that period and in case of the triple shift the depreciation shall be calculated on the basis of 100% for that period.



Note No. 11 Loans and advances

₹ in lakhs

Particulars	As at 31st March 2022		As at 31st March 2021	
	Long-term	Short-term	Long-term	Short-term
Security Deposit				
Unsecured, considered good	0.00	0.00	0.00	2.10
	0.00	0.00	0.00	2.10
Other loans and advances				
Other Advances	0.00	938.38	0.00	998.54
Cheque Receivable	0.00	0.00	0.00	3.72
Advance for land Purchase	0.00	0.00	0.00	14.80
Balance with Revenue Authorities	0.00	1,235.64	0.00	756.69
Advance Salary to Staff	0.00	16.68	0.00	0.00
	0.00	2,190.70	0.00	1,773.75
Total	0.00	2,190.70	0.00	1,775.85

Note No. 11(b) Loans and advances : Security Deposit: Unsecured, considered good

₹ in lakhs

Particulars	As at 31st March 2022		As at 31st March 2021	
	Long-term	Short-term	Long-term	Short-term
Security Against Haulage Charges	0.00	0.00	0.00	2.10
Total	0.00	0.00	0.00	2.10

Note No. 11(c) Loans and advances : Other loans and advances: Advance To suppliers

₹ in lakhs

Particulars	As at 31st March 2022		As at 31st March 2021	
	Long-term	Short-term	Long-term	Short-term
Advance to Suppliers	0.00	938.38	0.00	998.54
Total	0.00	938.38	0.00	998.54

Note No. 11(d) Loans and advances : Other loans and advances: Balance with Revenue Authorities

₹ in lakhs


Particulars	As at 31st March 2022		As at 31st March 2021	
	Long-term	Short-term	Long-term	Short-term
SGST Receivable	0.00	12.93	0.00	3.21
CGST Receivable	0.00	12.93	0.00	3.21
IGST Receivable	0.00	20.06	0.00	0.38
Duty Draw Back Receivable	0.00	20.01	0.00	0.00
LC Discounting Margin Money(ICICI Bank)	0.00	0.48	0.00	0.00
Security for Muzaffarnagar Flat	0.00	0.14	0.00	0.00
TCS Recoverable on Purchase	0.00	5.99	0.00	11.49
Prepaid Insurance	0.00	6.31	0.00	0.00
TCS Recoverable on Electric Bill	0.00	0.21	0.00	0.00
Advance Tax A.Y. 2022-2023	0.00	840.00	0.00	0.00
SGST Against Case Refundable	0.00	0.70	0.00	0.75
CGST Against Case Refundable	0.00	0.70	0.00	0.75
Cess Against GST Refundable	0.00	0.17	0.00	0.00
GST Refund (Export Sale)	0.00	9.91	0.00	9.91
IGST Against Refundable	0.00	0.48	0.00	1.26
Income Tax Refundable	0.00	208.46	0.00	208.93
Under Protest Sales Tax Demand (Entry Tax F.Y. 2017-2018)	0.00	0.46	0.00	0.00
Under Protest CST Demand A.Y. 2015-2016	0.00	2.20	0.00	2.20
Under Protest Vat Deposit Against Demand (Cons. Sale) Under Protest	0.00	1.37	0.00	1.37
Under Protest Sales Tax Under Protest	0.00	1.04	0.00	1.56
Under Protest Sales Tax Demand (CST) F.Y. 2016-2017	0.00	1.50	0.00	1.50
Under Protest Sales Tax Demand (UP Vat) F.Y. 2017-2018	0.00	0.33	0.00	0.00

SILVERTON PULP AND PAPERS PRIVATE LIMITED
9 TH FLOOR, BHOPA ROAD, MUZAFAARNAGAR-251001
CIN : U21093UP1995PTC018048
Ph No : 8941095985
Email : silvertonpulp@gmail.com

(F.Y. 2021-2022)

Statement showing assets wise calculation of depreciation as per Companies Act 2013 (S.L.M. Method)

Name of Asset Group of asset	BUILDING (KRAFT) Buildings	Useful Life (In Years)		Shift Type	30.00	Single	Remaining		Assets used	Dep Rate*	Depreciation
Particulars	Date of purchase of asset	Original cost of asset	Residual value	Opening WDV	Date of sale of assets if any	Standard life as per Co.s act 2013 (In Days)	Life elapsed (In Days) (difference between date of purchase to 31.3.2021)	useful life as on 31.3.2021 (In Days) (col7 - col8)	during current F.Y. (In Days)		(Col5 - col4 / Col9 * col10)
1	2	3	4	5	6	7	8	9	10	11	12
BUILDING	01/04/2009	3.66	0.18	2.18		10950.00	4383.00	6567.00	365.00	3.04	0.11
BUILDING	31/03/2012	39.78	1.99	27.55		10950.00	3288.00	7662.00	365.00	3.06	1.22
BUILDING	31/03/2013	9.75	0.49	7.06		10950.00	2923.00	8027.00	365.00	3.07	0.30
BUILDING	01/04/2013	1.69	0.08	1.22		10950.00	2922.00	8028.00	365.00	3.07	0.05
BUILDING	01/04/2004	16.43	0.82	7.04		10950.00	6209.00	4741.00	365.00	2.91	0.48
BUILDING	01/04/2004	0.90	0.04	0.39		10950.00	6209.00	4741.00	365.00	2.99	0.03
BUILDING	20/04/2016	6.93	0.35	5.85		10950.00	1807.00	9143.00	365.00	3.17	0.22
BUILDING	31/03/2005	0.39	0.02	0.18		10950.00	5845.00	5105.00	365.00	3.00	0.01
BUILDING		0.00	0.00	0.00		10950.00	0.00	10950.00	365.00	0.00	0.00
BUILDING	28/01/2021	0.06	0.00	0.06		10950.00	63.00	10887.00	365.00	3.17	0.00
BUILDING	01/05/2020	10.39	0.52	10.09		10950.00	335.00	10615.00	365.00	3.17	0.33
BUILDING	01/03/2021	1.21	0.06	1.20		10950.00	31.00	10919.00	365.00	3.17	0.04
BUILDING	02/03/2021	0.08	0.00	0.08		10950.00	30.00	10920.00	365.00	3.17	0.00
BUILDING	02/03/2021	0.26	0.01	0.26		10950.00	30.00	10920.00	365.00	3.17	0.01
BUILDING	04/03/2021	0.31	0.02	0.31		10950.00	28.00	10922.00	365.00	3.17	0.01
BUILDING	05/03/2021	0.26	0.01	0.26		10950.00	27.00	10923.00	365.00	3.17	0.01
BUILDING	08/03/2021	0.24	0.01	0.24		10950.00	24.00	10926.00	365.00	3.17	0.01
BUILDING	08/03/2021	0.23	0.01	0.23		10950.00	24.00	10926.00	365.00	3.17	0.01
BUILDING	08/03/2021	0.31	0.02	0.31		10950.00	24.00	10926.00	365.00	3.17	0.01
BUILDING	10/03/2021	0.21	0.01	0.21		10950.00	22.00	10928.00	365.00	3.17	0.01
BUILDING	11/03/2021	0.25	0.01	0.25		10950.00	21.00	10929.00	365.00	3.17	0.01
BUILDING	11/03/2021	0.06	0.00	0.06		10950.00	21.00	10929.00	365.00	3.16	0.00
BUILDING	16/03/2021	0.83	0.04	0.83		10950.00	16.00	10934.00	365.00	3.17	0.03
BUILDING	17/03/2021	0.02	0.00	0.02		10950.00	15.00	10935.00	365.00	3.17	0.00
BUILDING	19/03/2021	0.21	0.01	0.21		10950.00	13.00	10937.00	365.00	3.17	0.01
BUILDING	19/03/2021	0.88	0.04	0.88		10950.00	13.00	10937.00	365.00	3.17	0.03
BUILDING	21/03/2021	0.07	0.00	0.07		10950.00	11.00	10939.00	365.00	3.17	0.00



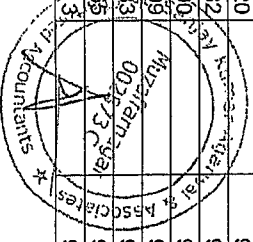
SILVERTON PULP AND PAPERS PRIVATE LIMITED
9 TH FLOOR, BHOPA ROAD, MUZAFFARNAGAR-251001
CIN : U21093UP1995PTC018048
Ph No : 8941095985
Email : silvertonpulp@gmail.com

(F.Y. 2021-2022)

Building-I	21/03/2021	0.13	0.01	0.13		10950.00	11.00	10939.00	365.00	3.17	0.00
Building-I	22/03/2021	0.01	0.00	0.01		10950.00	10.00	10940.00	365.00	3.12	0.00
Building-I	22/03/2021	0.08	0.00	0.08		10950.00	10.00	10940.00	365.00	3.17	0.00
Building-I	25/03/2021	0.45	0.02	0.45		10950.00	7.00	10943.00	365.00	3.17	0.01
Building-I	26/03/2021	0.27	0.01	0.27		10950.00	6.00	10944.00	365.00	3.17	0.01
Building-I	27/03/2021	0.07	0.00	0.07		10950.00	5.00	10945.00	365.00	3.17	0.00
Building-I	31/03/2021	0.74	0.04	0.74		10950.00	1.00	10949.00	365.00	3.17	0.02
Building-I	31/03/2021	1.16	0.06	1.16		10950.00	1.00	10949.00	365.00	3.17	0.04
Building I	30/09/2021	66.73	3.34	0.00		10950.00	0.00	10950.00	183.00	1.59	1.06
Building I	31/03/2022	69.37	3.47	0.00		10950.00	0.00	10950.00	1.00	0.01	0.01
Total		234.41	11.72	69.95							4.08

Statement showing assets wise calculation of depreciation as per Companies Act 2013 (S.L.M. Method)

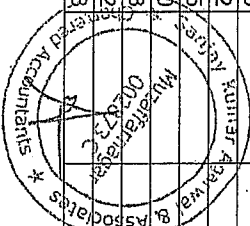
Name of Asset	PLANT and MACHINERY (KRAFT)	Useful Life (In Years)	25.00	Shift Type	Single						
Group of asset	Plant and Machinery										
Particulars	Date of purchase of asset	Original cost of asset	Residual value	Opening WDV	Date of sale of assets if any	Standard life as per Co.s act 2013 (in Days)	Life elapsed (in Days) (difference between date of purchase to 31.3.2021)	Remaining useful life as on 31.3.2021 (In Days) (col7 - col8)	Assets used during current F.Y. (In Days)	Dep Rate*	Depreciation (Col5 - col4 / Col9 * col10)
1	2	3	4	5	6	7	8	9	10	11	12
Plant and Machinery	01/04/2005	21.07	1.05	6.86		9125.00	5844.00	3281.00	365.00	3.06	0.65
Plant and Machinery	31/03/2010	33.17	1.66	18.08		9125.00	4019.00	5106.00	365.00	3.54	1.17
Plant and Machinery	17/03/2015	55.50	2.78	42.75		9125.00	2207.00	6918.00	365.00	3.80	2.11
Plant and Machinery	31/03/2005	10.22	0.51	3.32		9125.00	5845.00	3280.00	365.00	3.06	0.31
Plant and Machinery	01/04/2004	173.45	8.67	47.91		9125.00	6209.00	2916.00	365.00	2.83	4.91
Plant and Machinery	01/04/2004	90.70	4.53	25.59		9125.00	6209.00	2916.00	365.00	2.91	2.64
Plant and Machinery	01/04/2008	2.35	0.12	1.09		9125.00	4748.00	4377.00	365.00	3.44	0.08
Plant and Machinery	15/04/2016	184.11	9.21	149.37		9125.00	1812.00	7313.00	365.00	3.80	7.00
Plant and Machinery	28/03/2015	15.81	0.79	12.20		9125.00	2196.00	6929.00	365.00	3.80	0.60
Plant and Machinery	15/10/2014	17.00	0.85	12.82		9125.00	2360.00	6765.00	365.00	3.80	0.65
		0.00	0.00	0.00		9125.00	0.00	9125.00	365.00	0.00	0.00
Plant and Machinery	01/04/2011	1,410.48	70.52	854.93		9125.00	3653.00	5472.00	365.00	3.71	52.33
Plant and Machinery	31/03/2013	65.81	3.29	45.33		9125.00	2923.00	6202.00	365.00	3.76	2.47
Plant and Machinery	01/04/2013	19.37	0.97	13.65		9125.00	2922.00	6203.00	365.00	3.85	0.75
Plant and Machinery	31/03/2011	20.02	1.00	12.13		9125.00	3654.00	5471.00	365.00	3.71	0.74



SILVERTON PULP AND PAPERS PRIVATE LIMITED
9 TH K.M, BHOPA ROAD, MUZAFFARNAGAR-251001
CIN : U21093UP1995PTC018048
Ph No : 8941095985
Email : silvertonpulp@gmail.com

(F.Y. 2021-2022)

Plant and Machinery	31/03/2014	35.82	1.79	26.30	9125.00	2658.00	6567.00	365.00	3.80	1.36
Plant and Machinery	09/01/2018	32.75	1.64	28.73	9125.00	1178.00	7947.00	365.00	3.80	1.24
Plant and Machinery	02/06/2017	6.90	0.35	5.90	9125.00	1399.00	7726.00	365.00	3.80	0.26
Plant and Machinery	15/06/2017	15.30	0.77	13.09	9125.00	1386.00	7739.00	365.00	3.80	0.58
Plant and Machinery	18/12/2017	10.23	0.51	8.95	9125.00	1200.00	7925.00	365.00	3.80	0.39
Plant and Machinery	01/10/2015	9.56	0.48	7.56	9125.00	2009.00	7116.00	365.00	3.80	0.36
Plant and Machinery	12/03/2016	15.34	0.77	12.39	9125.00	1846.00	7279.00	365.00	3.80	0.58
Plant and Machinery	25/03/2016	9.38	0.47	7.59	9125.00	1833.00	7292.00	365.00	3.80	0.36
Plant and Machinery	01/04/2006	33.49	1.67	12.39	9125.00	5479.00	3646.00	365.00	3.20	1.07
Plant and Machinery	01/04/2007	5.17	0.26	2.15	9125.00	5114.00	4011.00	365.00	3.33	0.17
Plant and Machinery-I	10/04/2018	2.00	0.10	1.77	9125.00	1087.00	8038.00	365.00	3.80	0.08
Plant and Machinery-I	13/04/2018	2.75	0.14	2.44	9125.00	1084.00	8041.00	365.00	3.80	0.10
Plant and Machinery-I	10/07/2018	0.70	0.04	0.63	9125.00	996.00	8129.00	365.00	3.80	0.03
Plant and Machinery-I	17/08/2018	54.24	2.71	48.83	9125.00	958.00	8167.00	365.00	3.80	2.06
Plant and Machinery-I	19/08/2018	11.50	0.58	10.36	9125.00	956.00	8169.00	365.00	3.80	0.44
Plant and Machinery-I	06/09/2018	1.41	0.07	1.27	9125.00	938.00	8187.00	365.00	3.80	0.05
Plant and Machinery-I	12/09/2018	0.46	0.02	0.41	9125.00	932.00	8193.00	365.00	3.80	0.02
Plant and Machinery-I	14/09/2018	0.45	0.02	0.40	9125.00	930.00	8195.00	365.00	3.80	0.02
Plant and Machinery-I	23/09/2018	1.14	0.06	1.03	9125.00	921.00	8204.00	365.00	3.80	0.04
Plant and Machinery-I	08/11/2018	4.00	0.20	3.63	9125.00	875.00	8260.00	365.00	3.80	0.15
Plant and Machinery-I	10/11/2018	0.27	0.01	0.24	9125.00	873.00	8262.00	365.00	3.80	0.01
Plant and Machinery-I	09/11/2018	5.76	0.29	5.24	9125.00	874.00	8251.00	365.00	3.80	0.22
Plant and Machinery-I	20/11/2018	3.58	0.18	3.26	9125.00	863.00	8262.00	365.00	3.80	0.14
Plant and Machinery-I	04/12/2018	1.21	0.06	1.10	9125.00	849.00	8276.00	365.00	3.80	0.05
Plant and Machinery-I	31/05/2018	0.22	0.01	0.19	9125.00	1036.00	8089.00	365.00	3.80	0.01
Plant and Machinery-I	01/06/2018	0.70	0.04	0.62	9125.00	1035.00	8090.00	365.00	3.80	0.03
Plant and Machinery-I	04/06/2018	0.70	0.04	0.62	9125.00	1032.00	8093.00	365.00	3.80	0.03
Plant and Machinery-I	16/06/2018	0.88	0.04	0.79	9125.00	1020.00	8105.00	365.00	3.80	0.03
Plant and Machinery-I	14/06/2018	0.94	0.05	0.84	9125.00	1022.00	8103.00	365.00	3.80	0.04
Plant and Machinery-I	23/06/2018	1.03	0.05	0.92	9125.00	1013.00	8112.00	365.00	3.80	0.04
Plant and Machinery-I	25/06/2018	4.28	0.21	3.83	9125.00	1011.00	8114.00	365.00	3.80	0.16
Plant and Machinery-I	28/06/2018	1.59	0.08	1.42	9125.00	1008.00	8117.00	365.00	3.80	0.06
Plant and Machinery-I	30/06/2018	4.19	0.21	3.75	9125.00	1006.00	8119.00	365.00	3.80	0.16
Plant and Machinery-I	01/07/2018	1.00	0.05	0.90	9125.00	1005.00	8120.00	365.00	3.80	0.04
Plant and Machinery-I	03/07/2018	2.82	0.14	2.53	9125.00	1003.00	8122.00	365.00	3.80	0.11
Plant and Machinery-I	07/07/2018	0.36	0.02	0.32	9125.00	999.00	8126.00	365.00	3.80	0.01
Plant and Machinery-I	09/07/2018	0.76	0.04	0.68	9125.00	997.00	8128.00	365.00	3.80	0.03



SILVERTON PULP AND PAPERS PRIVATE LIMITED
9 TH K. M. BHOPA ROAD, MUZAFFARNAGAR-251001
CIN : U21093UP1995PTC018048
Ph No : 8941095985
Email : silvertonpulp@gmail.com

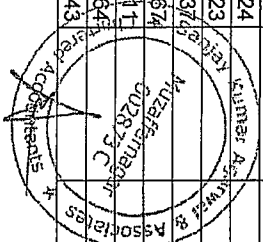
(F.Y. 2021-2022)

Plant and Machinery-I	11/07/2018	1.78	0.09	1.59	9125.00	995.00	8130.00	365.00	3.80	0.07
Plant and Machinery-I	15/07/2018	0.58	0.03	0.52	9125.00	991.00	8134.00	365.00	3.80	0.02
Plant and Machinery-I	16/07/2018	2.88	0.14	2.58	9125.00	990.00	8135.00	365.00	3.80	0.11
Plant and Machinery-I	21/07/2018	2.12	0.11	1.90	9125.00	985.00	8140.00	365.00	3.80	0.08
Plant and Machinery-I	17/07/2018	1.47	0.07	1.32	9125.00	989.00	8136.00	365.00	3.80	0.06
Plant and Machinery-I	22/07/2018	0.67	0.03	0.60	9125.00	984.00	8141.00	365.00	3.80	0.03
Plant and Machinery-I	01/08/2018	1.10	0.05	0.99	9125.00	974.00	8151.00	365.00	3.80	0.04
Plant and Machinery-I	13/08/2018	0.28	0.01	0.25	9125.00	962.00	8163.00	365.00	3.80	0.01
Plant and Machinery-I	14/08/2018	3.03	0.15	2.73	9125.00	961.00	8164.00	365.00	3.80	0.12
Plant and Machinery-I	15/08/2018	3.13	0.16	2.81	9125.00	960.00	8165.00	365.00	3.80	0.12
Plant and Machinery-I	21/08/2018	17.70	0.89	15.94	9125.00	954.00	8171.00	365.00	3.80	0.67
Plant and Machinery-I	22/08/2018	16.50	0.83	14.86	9125.00	953.00	8172.00	365.00	3.80	0.63
Plant and Machinery-I	23/08/2018	4.19	0.21	3.77	9125.00	952.00	8173.00	365.00	3.80	0.16
Plant and Machinery-I	30/08/2018	13.80	0.69	12.44	9125.00	945.00	8180.00	365.00	3.80	0.52
Plant and Machinery-I	31/08/2018	0.90	0.05	0.81	9125.00	944.00	8181.00	365.00	3.80	0.03
Plant and Machinery-I	01/09/2018	2.15	0.11	1.94	9125.00	943.00	8182.00	365.00	3.80	0.08
Plant and Machinery-I	02/09/2018	1.94	0.10	1.75	9125.00	942.00	8183.00	365.00	3.80	0.07
Plant and Machinery-I	03/09/2018	0.35	0.02	0.32	9125.00	941.00	8184.00	365.00	3.80	0.01
Plant and Machinery-I	04/11/2018	6.90	0.35	6.27	9125.00	879.00	8246.00	365.00	3.80	0.26
Plant and Machinery	28/06/2019	1.40	0.07	1.31	9125.00	643.00	8482.00	365.00	3.80	0.05
Plant and Machinery	03/09/2019	10.51	0.53	9.88	9125.00	576.00	8649.00	365.00	3.80	0.40
Plant and Machinery-I	02/05/2018	11.50	0.58	10.22	9125.00	1065.00	8060.00	365.00	3.80	0.44
Plant and Machinery-I	04/05/2018	1.76	0.09	1.57	9125.00	1063.00	8062.00	365.00	3.80	0.07
Plant and Machinery-I	02/04/2018	0.36	0.02	0.32	9125.00	1095.00	8030.00	365.00	3.80	0.01
Plant and Machinery-I	05/05/2018	5.83	0.29	5.18	9125.00	1062.00	8063.00	365.00	3.80	0.22
Plant and Machinery-I	07/05/2018	0.49	0.02	0.43	9125.00	1060.00	8065.00	365.00	3.80	0.02
Plant and Machinery-I	08/05/2018	0.21	0.01	0.19	9125.00	1059.00	8066.00	365.00	3.80	0.01
Plant and Machinery-I	19/05/2018	0.32	0.02	0.28	9125.00	1048.00	8077.00	365.00	3.80	0.01
Plant and Machinery-I	29/05/2018	0.83	0.04	0.74	9125.00	1038.00	8087.00	365.00	3.80	0.03
Plant and Machinery-I	30/05/2018	1.91	0.10	1.70	9125.00	1037.00	8088.00	365.00	3.80	0.07
Plant and Machinery	26/02/2020	11.20	0.56	10.73	9125.00	400.00	8725.00	365.00	3.80	0.43
Plant and Machinery	12/04/2019	1.60	0.08	1.48	9125.00	720.00	8405.00	365.00	3.80	0.06
Plant and Machinery	17/04/2019	1.11	0.06	1.03	9125.00	715.00	8410.00	365.00	3.80	0.04
Plant and Machinery	09/05/2019	1.53	0.08	1.42	9125.00	693.00	8432.00	365.00	3.80	0.06
Plant and Machinery	31/08/2019	2.52	0.13	2.37	9125.00	579.00	8546.00	365.00	3.80	0.10
Plant and Machinery	30/03/2021	0.33	0.02	0.33	9125.00	2.00	9123.00	365.00	3.80	0.01
Plant and Machinery	31/03/2021	1.21	0.06	1.21	9125.00	1.00	9124.00	365.00	3.80	0.05

SILVERTON PULP AND PAPERS PRIVATE LIMITED
9 TH K.M, BHOPA ROAD, MUZAFFARNAGAR-251001
CIN : U21093UP1995PTC018048
Ph No : 8941095985
Email : silvertonpulp@gmail.com

(F.Y. 2021-2022)

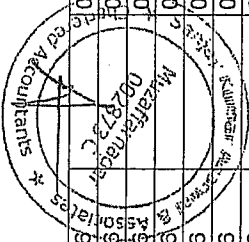
Plant and Machinery	01/04/2020	0.05	0.00	0.04	9125.00	365.00	8760.00	365.00	3.79	0.00
Plant and Machinery	02/06/2020	1.00	0.05	0.97	9125.00	303.00	8822.00	365.00	3.80	0.04
Plant and Machinery	10/06/2020	1.00	0.05	0.97	9125.00	295.00	8830.00	365.00	3.80	0.04
Plant and Machinery	16/06/2020	1.00	0.05	0.97	9125.00	289.00	8836.00	365.00	3.80	0.04
Plant and Machinery	25/06/2020	1.50	0.08	1.46	9125.00	280.00	8845.00	365.00	3.80	0.06
Plant and Machinery	01/07/2020	2.00	0.10	1.94	9125.00	274.00	8851.00	365.00	3.80	0.08
Plant and Machinery	10/07/2020	2.00	0.10	1.94	9125.00	265.00	8860.00	365.00	3.80	0.08
Plant and Machinery	08/06/2020	0.04	0.00	0.04	9125.00	297.00	8828.00	365.00	3.80	0.00
Plant and Machinery	17/07/2020	1.77	0.09	1.73	9125.00	258.00	8867.00	365.00	3.80	0.07
Plant and Machinery	28/07/2020	0.34	0.02	0.33	9125.00	247.00	8878.00	365.00	3.80	0.01
Plant and Machinery	11/08/2020	0.96	0.05	0.93	9125.00	233.00	8892.00	365.00	3.80	0.04
Plant and Machinery	25/08/2020	0.38	0.02	0.37	9125.00	219.00	8906.00	365.00	3.80	0.01
Plant and Machinery	01/09/2020	0.25	0.01	0.24	9125.00	212.00	8913.00	365.00	3.80	0.01
Plant and Machinery	03/09/2020	0.24	0.01	0.23	9125.00	210.00	8915.00	365.00	3.80	0.01
Plant and Machinery	06/09/2020	0.68	0.03	0.66	9125.00	207.00	8918.00	365.00	3.80	0.03
Plant and Machinery	08/09/2020	0.18	0.01	0.18	9125.00	205.00	8920.00	365.00	3.80	0.01
Plant and Machinery	18/09/2020	0.23	0.01	0.22	9125.00	195.00	8930.00	365.00	3.80	0.01
Plant and Machinery	21/09/2020	0.77	0.04	0.76	9125.00	192.00	8933.00	365.00	3.80	0.03
Plant and Machinery	24/09/2020	2.27	0.11	2.22	9125.00	189.00	8936.00	365.00	3.80	0.09
Plant and Machinery	24/09/2020	0.33	0.02	0.32	9125.00	189.00	8936.00	365.00	3.80	0.01
Plant and Machinery	29/09/2020	0.55	0.03	0.54	9125.00	184.00	8941.00	365.00	3.80	0.02
Plant and Machinery	01/10/2020	0.36	0.02	0.36	9125.00	182.00	8943.00	365.00	3.80	0.01
Plant and Machinery	01/10/2020	1.17	0.06	1.15	9125.00	182.00	8943.00	365.00	3.80	0.04
Plant and Machinery	03/10/2020	0.12	0.01	0.12	9125.00	180.00	8945.00	365.00	3.80	0.00
Plant and Machinery	05/10/2020	0.04	0.00	0.04	9125.00	178.00	8947.00	365.00	3.80	0.00
Plant and Machinery	08/10/2020	0.18	0.01	0.17	9125.00	175.00	8950.00	365.00	3.80	0.01
Plant and Machinery	08/10/2020	0.06	0.00	0.06	9125.00	175.00	8950.00	365.00	3.80	0.00
Plant and Machinery	11/10/2020	0.07	0.00	0.07	9125.00	172.00	8953.00	365.00	3.80	0.00
Plant and Machinery	12/10/2020	0.52	0.03	0.51	9125.00	171.00	8954.00	365.00	3.80	0.02
Plant and Machinery	23/10/2020	0.14	0.01	0.13	9125.00	160.00	8965.00	365.00	3.80	0.01
Plant and Machinery	23/10/2020	0.24	0.01	0.24	9125.00	160.00	8965.00	365.00	3.80	0.01
Plant and Machinery	28/10/2020	0.23	0.01	0.23	9125.00	155.00	8970.00	365.00	3.80	0.01
Plant and Machinery	29/10/2020	0.38	0.02	0.37	9125.00	154.00	8971.00	365.00	3.80	0.01
Plant and Machinery	11/11/2020	0.68	0.03	0.67	9125.00	141.00	8984.00	365.00	3.80	0.03
Plant and Machinery	25/11/2020	0.11	0.01	0.11	9125.00	127.00	8998.00	365.00	3.80	0.00
Plant and Machinery	10/01/2021	0.64	0.03	0.64	9125.00	81.00	9044.00	365.00	3.80	0.02
Plant and Machinery	12/01/2021	0.43	0.02	0.43	9125.00	79.00	9046.00	365.00	3.80	0.02



SILVERTON PULP AND PAPERS PRIVATE LIMITED
9 TH K.M, BHOPA ROAD, MUZAFFARNAGAR-251001
CIN : U21093UP1995PTC018048
Ph No : 8941095985
Email : silvertonpulp@gmail.com

(F.Y. 2021-2022)

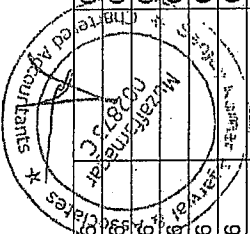
Plant and Machinery	14/01/2021	0.52	0.03	0.52	9125.00	77.00	9048.00	365.00	3.80	0.02
Plant and Machinery	16/01/2021	0.68	0.03	0.67	9125.00	75.00	9050.00	365.00	3.80	0.03
Plant and Machinery	16/01/2021	0.72	0.04	0.71	9125.00	75.00	9050.00	365.00	3.80	0.03
Plant and Machinery	23/01/2021	0.75	0.04	0.74	9125.00	68.00	9057.00	365.00	3.80	0.03
Plant and Machinery	28/01/2021	0.57	0.03	0.57	9125.00	63.00	9062.00	365.00	3.80	0.02
Plant and Machinery	01/02/2021	0.29	0.01	0.29	9125.00	59.00	9066.00	365.00	3.80	0.01
Plant and Machinery	07/03/2021	5.15	0.26	5.14	9125.00	25.00	9100.00	365.00	3.80	0.20
Plant and Machinery	08/03/2021	5.32	0.27	5.31	9125.00	24.00	9101.00	365.00	3.80	0.20
Plant and Machinery	10/03/2021	2.25	0.11	2.24	9125.00	22.00	9103.00	365.00	3.80	0.09
Plant and Machinery	16/03/2021	1.37	0.07	1.37	9125.00	16.00	9109.00	365.00	3.80	0.05
Plant and Machinery	16/03/2021	2.05	0.10	2.04	9125.00	16.00	9109.00	365.00	3.80	0.08
Plant and Machinery	16/03/2021	4.18	0.21	4.17	9125.00	16.00	9109.00	365.00	3.80	0.16
Plant and Machinery	16/03/2021	0.24	0.01	0.24	9125.00	16.00	9109.00	365.00	3.80	0.01
Plant and Machinery	18/03/2021	3.20	0.16	3.19	9125.00	14.00	9111.00	365.00	3.80	0.12
Plant and Machinery	20/03/2021	0.23	0.01	0.23	9125.00	12.00	9113.00	365.00	3.80	0.01
Plant and Machinery	21/03/2021	0.32	0.02	0.32	9125.00	11.00	9114.00	365.00	3.80	0.01
Plant and Machinery	22/03/2021	11.00	0.55	10.99	9125.00	10.00	9115.00	365.00	3.80	0.42
Plant and Machinery	26/03/2021	1.41	0.07	1.41	9125.00	6.00	9119.00	365.00	3.80	0.05
Plant and Machinery	13/06/2020	0.01	0.00	0.01	9125.00	292.00	8833.00	365.00	3.79	0.00
Plant and Machinery	05/02/2021	1.13	0.06	1.12	9125.00	55.00	9070.00	365.00	3.80	0.04
Plant and Machinery	02/04/2021	0.46	0.02	0.00	9125.00	0.00	9125.00	364.00	3.76	0.02
Plant and Machinery	05/04/2021	1.11	0.06	0.00	9125.00	0.00	9125.00	361.00	3.76	0.04
Plant and Machinery	08/04/2021	0.27	0.01	0.00	9125.00	0.00	9125.00	358.00	3.73	0.01
Plant and Machinery	09/04/2021	0.32	0.02	0.00	9125.00	0.00	9125.00	357.00	3.72	0.01
Plant and Machinery	10/04/2021	2.77	0.14	0.00	9125.00	0.00	9125.00	356.00	3.71	0.10
Plant and Machinery	11/04/2021	0.63	0.03	0.00	9125.00	0.00	9125.00	355.00	3.70	0.02
Plant and Machinery	13/04/2021	0.65	0.03	0.00	9125.00	0.00	9125.00	353.00	3.68	0.02
Plant and Machinery	19/04/2021	0.46	0.02	0.00	9125.00	0.00	9125.00	347.00	3.61	0.02
Plant and Machinery	16/04/2021	3.18	0.16	0.00	9125.00	0.00	9125.00	350.00	3.64	0.12
Plant and Machinery	23/04/2021	5.00	0.25	0.00	9125.00	0.00	9125.00	343.00	3.57	0.18
Plant and Machinery	28/04/2021	1.50	0.08	0.00	9125.00	0.00	9125.00	338.00	3.52	0.05
Plant and Machinery	04/05/2021	2.00	0.10	0.00	9125.00	0.00	9125.00	332.00	3.46	0.07
Plant and Machinery	10/05/2021	1.63	0.08	0.00	9125.00	0.00	9125.00	326.00	3.39	0.06
Plant and Machinery	05/05/2021	7.50	0.38	0.00	9125.00	0.00	9125.00	331.00	3.45	0.26
Plant and Machinery	12/05/2021	1.89	0.09	0.00	9125.00	0.00	9125.00	324.00	3.37	0.06
Plant and Machinery	16/05/2021	0.79	0.04	0.00	9125.00	0.00	9125.00	320.00	3.33	0.03
Plant and Machinery	18/05/2021	0.35	0.02	0.00	9125.00	0.00	9125.00	318.00	3.31	0.01



SILVERTON PULP AND PAPERS PRIVATE LIMITED
9 TH K.M, BHOPA ROAD, MUZAFFARNAGAR-251001
CIN : U21093UP1995PTC018048
Ph No : 8941095985
Email : silvertonpulp@gmail.com

(F.Y. 2021-2022)


Plant and Machinery	21/05/2021	1.20	0.06	0.00		9125.00	0.00	9125.00	315.00	3.28	0.04
Plant and Machinery	21/05/2021	41.72	2.09	0.00		9125.00	0.00	9125.00	315.00	3.28	1.37
Plant and Machinery	27/05/2021	1.52	0.08	0.00		9125.00	0.00	9125.00	309.00	3.22	0.05
Plant and Machinery	26/05/2021	0.65	0.03	0.00		9125.00	0.00	9125.00	310.00	3.23	0.02
Plant and Machinery	27/05/2021	2.91	0.15	0.00		9125.00	0.00	9125.00	309.00	3.22	0.09
Plant and Machinery	27/05/2021	0.16	0.01	0.00		9125.00	0.00	9125.00	309.00	3.21	0.01
Plant and Machinery	01/06/2021	0.47	0.02	0.00		9125.00	0.00	9125.00	304.00	3.17	0.01
Plant and Machinery	28/05/2021	2.51	0.13	0.00		9125.00	0.00	9125.00	308.00	3.21	0.08
Plant and Machinery	01/06/2021	7.60	0.38	0.00		9125.00	0.00	9125.00	304.00	3.16	0.24
Plant and Machinery	01/06/2021	0.13	0.01	0.00		9125.00	0.00	9125.00	304.00	3.16	0.00
Plant and Machinery	02/06/2021	0.12	0.01	0.00		9125.00	0.00	9125.00	303.00	3.16	0.00
Plant and Machinery	02/06/2021	2.63	0.13	0.00		9125.00	0.00	9125.00	303.00	3.15	0.08
Plant and Machinery	04/06/2021	0.89	0.04	0.00		9125.00	0.00	9125.00	301.00	3.13	0.03
Plant and Machinery	04/06/2021	2.13	0.11	0.00		9125.00	0.00	9125.00	301.00	3.13	0.07
Plant and Machinery	05/06/2021	3.61	0.18	0.00		9125.00	0.00	9125.00	300.00	3.12	0.11
Plant and Machinery	05/06/2021	0.24	0.01	0.00		9125.00	0.00	9125.00	300.00	3.12	0.01
Plant and Machinery	05/06/2021	36.30	1.82	0.00		9125.00	0.00	9125.00	300.00	3.12	1.13
Plant and Machinery	06/06/2021	1.03	0.05	0.00		9125.00	0.00	9125.00	299.00	3.11	0.03
Plant and Machinery	06/06/2021	0.42	0.02	0.00		9125.00	0.00	9125.00	299.00	3.11	0.01
Plant and Machinery	06/06/2021	0.55	0.03	0.00		9125.00	0.00	9125.00	299.00	3.11	0.02
Plant and Machinery	06/06/2021	0.62	0.03	0.00		9125.00	0.00	9125.00	299.00	3.11	0.02
Plant and Machinery	06/06/2021	0.25	0.01	0.00		9125.00	0.00	9125.00	299.00	3.11	0.01
Plant and Machinery	06/06/2021	2.35	0.12	0.00		9125.00	0.00	9125.00	299.00	3.11	0.07
Plant and Machinery	07/06/2021	0.59	0.03	0.00		9125.00	0.00	9125.00	298.00	3.10	0.02
Plant and Machinery	08/06/2021	4.00	0.20	0.00		9125.00	0.00	9125.00	297.00	3.09	0.12
Plant and Machinery	09/06/2021	0.79	0.04	0.00		9125.00	0.00	9125.00	296.00	3.08	0.02
Plant and Machinery	11/06/2021	4.69	0.23	0.00		9125.00	0.00	9125.00	294.00	3.06	0.14
Plant and Machinery	11/06/2021	3.00	0.15	0.00		9125.00	0.00	9125.00	294.00	3.06	0.09
Plant and Machinery	11/06/2021	0.12	0.01	0.00		9125.00	0.00	9125.00	294.00	3.06	0.00
Plant and Machinery	11/06/2021	0.26	0.01	0.00		9125.00	0.00	9125.00	294.00	3.06	0.01
Plant and Machinery	11/06/2021	0.40	0.02	0.00		9125.00	0.00	9125.00	294.00	3.06	0.01
Plant and Machinery	15/06/2021	2.22	0.11	0.00		9125.00	0.00	9125.00	290.00	3.02	0.07
Plant and Machinery	15/06/2021	0.46	0.02	0.00		9125.00	0.00	9125.00	290.00	3.02	0.01
Plant and Machinery	17/06/2021	2.88	0.14	0.00		9125.00	0.00	9125.00	288.00	3.00	0.09
Plant and Machinery	17/06/2021	1.50	0.08	0.00		9125.00	0.00	9125.00	288.00	3.00	0.04
Plant and Machinery	17/06/2021	0.32	0.02	0.00		9125.00	0.00	9125.00	288.00	3.00	0.01
Plant and Machinery	19/06/2021	2.27	0.11	0.00		9125.00	0.00	9125.00	286.00	2.98	0.07



SILVERTON PULP AND PAPERS PRIVATE LIMITED
9 TH FLOOR, BHOPA ROAD, MUZAFFARNAGAR-251001
CIN : U21093UP1995PTC018048
Ph No : 8941095985
Email : silvertonpulp@gmail.com

(F.Y. 2021-2022)

Plant and Machinery	19/06/2021	2.83	0.14	0.00		9125.00	0.00	9125.00	286.00	2.98	0.08
Plant and Machinery	21/06/2021	0.11	0.01	0.00		9125.00	0.00	9125.00	284.00	2.96	0.00
Plant and Machinery	23/06/2021	3.38	0.17	0.00		9125.00	0.00	9125.00	282.00	2.94	0.10
Plant and Machinery	28/06/2021	0.74	0.04	0.00		9125.00	0.00	9125.00	277.00	2.88	0.02
Plant and Machinery	02/07/2021	0.38	0.02	0.00		9125.00	0.00	9125.00	273.00	2.84	0.01
Plant and Machinery	04/07/2021	0.20	0.01	0.00		9125.00	0.00	9125.00	271.00	2.82	0.01
Plant and Machinery	12/07/2021	10.48	0.52	0.00		9125.00	0.00	9125.00	263.00	2.74	0.29
Plant and Machinery	13/07/2021	0.31	0.02	0.00		9125.00	0.00	9125.00	262.00	2.73	0.01
Plant and Machinery	15/07/2021	0.99	0.05	0.00		9125.00	0.00	9125.00	260.00	2.71	0.03
Plant and Machinery	01/08/2021	0.10	0.01	0.00		9125.00	0.00	9125.00	243.00	2.53	0.00
Plant and Machinery	01/08/2021	0.06	0.00	0.00		9125.00	0.00	9125.00	243.00	2.53	0.00
Plant and Machinery	01/08/2021	0.70	0.03	0.00		9125.00	0.00	9125.00	243.00	2.53	0.02
Plant and Machinery	01/08/2021	0.08	0.00	0.00		9125.00	0.00	9125.00	242.00	2.52	0.03
Plant and Machinery	02/08/2021	1.26	0.06	0.00		9125.00	0.00	9125.00	211.00	2.20	0.02
Plant and Machinery	02/09/2021	1.06	0.05	0.00		9125.00	0.00	9125.00	200.00	2.08	0.07
Plant and Machinery	13/09/2021	3.45	0.17	0.00		9125.00	0.00	9125.00	199.00	2.07	0.02
Plant and Machinery	14/09/2021	1.20	0.06	0.00		9125.00	0.00	9125.00	190.00	1.98	0.35
Plant and Machinery	23/09/2021	17.75	0.89	0.00		9125.00	0.00	9125.00	184.00	1.92	0.00
Plant and Machinery	29/09/2021	0.07	0.00	0.00		9125.00	0.00	9125.00	177.00	1.84	0.11
Plant and Machinery	06/10/2021	6.22	0.31	0.00		9125.00	0.00	9125.00	170.00	1.77	0.12
Plant and Machinery	13/10/2021	6.50	0.33	0.00		9125.00	0.00	9125.00	165.00	1.72	0.04
Plant and Machinery	18/10/2021	2.56	0.13	0.00		9125.00	0.00	9125.00	162.00	1.69	0.03
Plant and Machinery	21/10/2021	1.58	0.08	0.00		9125.00	0.00	9125.00	159.00	1.66	0.08
Plant and Machinery	24/10/2021	4.77	0.24	0.00		9125.00	0.00	9125.00	157.00	1.63	0.03
Plant and Machinery	26/10/2021	1.90	0.10	0.00		9125.00	0.00	9125.00	156.00	1.62	0.11
Plant and Machinery	27/10/2021	6.82	0.34	0.00		9125.00	0.00	9125.00	152.00	1.58	0.01
Plant and Machinery	31/10/2021	0.85	0.04	0.00		9125.00	0.00	9125.00	150.00	1.56	0.00
Plant and Machinery	02/11/2021	0.16	0.01	0.00		9125.00	0.00	9125.00	127.00	1.32	0.00
Plant and Machinery	25/11/2021	0.13	0.01	0.00		9125.00	0.00	9125.00	125.00	1.30	0.03
Plant and Machinery	27/11/2021	2.46	0.12	0.00		9125.00	0.00	9125.00	124.00	1.29	0.01
Plant and Machinery	28/11/2021	0.75	0.04	0.00		9125.00	0.00	9125.00	109.00	1.13	0.07
Plant and Machinery	06/12/2021	0.28	0.01	0.00		9125.00	0.00	9125.00	105.00	1.09	0.01
Plant and Machinery	13/12/2021	6.30	0.32	0.00		9125.00	0.00	9125.00	104.00	1.08	0.01
Plant and Machinery	17/12/2021	1.36	0.07	0.00		9125.00	0.00	9125.00	99.00	1.03	0.06
Plant and Machinery	18/12/2021	1.25	0.06	0.00		9125.00	0.00	9125.00			
Plant and Machinery	23/12/2021	5.50	0.28	0.00		9125.00	0.00	9125.00			



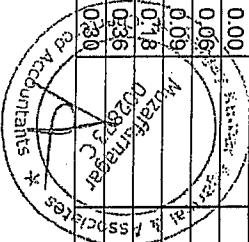
SILVERTON PULP AND PAPERS PRIVATE LIMITED
9 TH K.M, BHOPA ROAD, MUZAFFARNAGAR-251001
CIN : U21093UP1995PTC018048
Ph No : 8941095985
Email : silvertonpulp@gmail.com

(F.Y. 2021-2022)

Plant and Machinery	27/12/2021	6.05	0.30	0.00	9125.00	0.00	9125.00	95.00	0.99	0.06
Plant and Machinery	01/01/2022	1.20	0.06	0.00	9125.00	0.00	9125.00	90.00	0.94	0.01
Plant and Machinery	26/01/2022	14.35	0.72	0.00	9125.00	0.00	9125.00	65.00	0.68	0.10
Plant and Machinery	27/01/2022	29.12	1.46	0.00	9125.00	0.00	9125.00	64.00	0.67	0.19
Plant and Machinery	01/02/2022	0.05	0.00	0.00	9125.00	0.00	9125.00	59.00	0.62	0.00
Plant and Machinery	01/02/2022	0.33	0.02	0.00	9125.00	0.00	9125.00	59.00	0.61	0.00
Plant and Machinery	01/02/2022	0.33	0.02	0.00	9125.00	0.00	9125.00	59.00	0.61	0.00
Plant and Machinery	22/02/2022	0.45	0.02	0.00	9125.00	0.00	9125.00	38.00	0.40	0.00
Plant and Machinery	15/03/2022	0.22	0.01	0.00	9125.00	0.00	9125.00	17.00	0.18	0.00
Plant and Machinery	21/03/2022	0.61	0.03	0.00	9125.00	0.00	9125.00	11.00	0.11	0.00
Plant and Machinery	21/03/2022	0.37	0.02	0.00	9125.00	0.00	9125.00	11.00	0.11	0.00
Total		2,914.12	145.71	1,656.60						102.03

Statement showing assets wise calculation of depreciation as per Companies Act 2013 (S.L.M. Method)

Name of Asset Group of asset	A.C. Office equipment	Useful Life (In Years)		Shift Type	Single		Remaining		Assets used		Dep Rate*	Depreciation (Col5 - col4/ Col9 * col10)
Particulars	Date of purchase of asset	Original cost of asset	Residual value	Opening WDV	Date of sale of assets if any	Standard life as per Co.s act 2013 (In Days)	Life elapsed (In Days) (difference between date of purchase to 31.3.2021)	useful life as on 31.3.2021 (In Days) (col7 - col8)	during current F.Y. (In Days)			
1	2	3	4	5	6	7	8	9	10	11	12	
Air Conditioner	14/08/2016	0.23	0.01	0.03		1825.00	1691.00	134.00	134.00	6.97	0.02	
AC	28/02/2006	2.17	0.11	0.11		1825.00	5511.00	-3686.00	0.00	0.00	0.00	
AC	31/03/2007	0.66	0.03	0.03		1825.00	5115.00	-3290.00	0.00	0.00	0.00	
AC	10/05/2009	0.63	0.03	0.03		1825.00	4344.00	-2519.00	0.00	72.75	0.00	
AC		0.00	0.00	0.00		1825.00	0.00	1825.00	365.00	0.00	0.00	
A.C	09/05/2017	0.22	0.01	0.06		1825.00	1423.00	402.00	365.00	19.00	0.04	
A.C	24/06/2017	0.33	0.02	0.09		1825.00	1377.00	448.00	365.00	19.00	0.06	
Air Conditioner	31/07/2019	0.27	0.01	0.18		1825.00	610.00	1215.00	365.00	19.00	0.05	
Air Conditioner	06/11/2019	0.49	0.02	0.36		1825.00	512.00	1313.00	365.00	19.00	0.09	
Air Conditioner	27/05/2020	0.35	0.02	0.30		1825.00	309.00	1516.00	365.00	19.00	0.07	



SILVERTON PULP AND PAPERS PRIVATE LIMITED
9 TH, K.M, BHOPA ROAD, MUZAFFARNAGAR-251001
CIN : U21093UP1995PTC018048
Ph No : 89410955985
Email : silvertonpulp@gmail.com

(F.Y. 2021-2022)

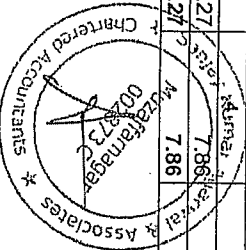
Air Conditioner	11/06/2021	0.60	0.03	0.00		1825.00	0.00	1825.00	294.00	15.30	0.09
Air Conditioner	02/07/2021	0.27	0.01	0.00		1825.00	0.00	1825.00	273.00	14.21	0.04
Air Conditioner	22/10/2021	3.67	0.18	0.00		1825.00	0.00	1825.00	161.00	8.38	0.31
Air Conditioner	24/12/2021	1.06	0.05	0.00		1825.00	0.00	1825.00	98.00	5.10	0.05
Total		10.94	0.55	1.18							0.82

Statement showing assets wise calculation of depreciation as per Companies Act 2013 (S.L.M. Method)

Name of Asset	ELECTRIC PLANT										
Group of asset	Plant and Machinery										
Particulars	Date of purchase of asset	Original cost of asset	Residual value	Opening WDV	Date of sale of assets if any	Standard life as per Co.s act 2013 (in Days)	Life elapsed (in Days) (difference between date of purchase to 31.3.2021)	Remaining useful life as on 31.3.2021 (in Days) (col7 - col8)	Assets used during current F.Y. (in Days)	Dep Rate*	Depreciation (Col5 - col4 / Col9 * col10)
1	2	3	4	5	6	7	8	9	10	11	12
Electric Plant	31/05/2012	77.99	3.90	13.34		3650.00	3227.00	423.00	365.00	10.44	8.15
Electric Plant	19/09/2013	5.54	0.28	1.60		3650.00	2751.00	899.00	365.00	9.73	0.54
Total		83.52	4.18	14.94							8.68

Statement showing assets wise calculation of depreciation as per Companies Act 2013 (S.L.M. Method)

Name of Asset	BUILDING (POWER)										
Group of asset	Buildings	Useful Life (In Years)									
		Shift Type									
		Single									
Particulars	Date of purchase of asset	Original cost of asset	Residual value	Opening WDV	Date of sale of assets if any	Standard life as per Co.s act 2013 (In Days)	Life elapsed (In Days) (difference between date of purchase to 31.3.2021)	Remaining useful life as on 31.3.2021 (In Days) (col7 - col8)	Assets used during current F.Y. (In Days)	Dep Rate*	Depreciation (Col5 - col4 / Col9 * col10)
1	2	3	4	5	6	7	8	9	10	11	12
BUILDING II	29/03/2017	157.27	7.86	137.29		10950.00	1464.00	9486.00	365.00	3.17	4.98
Total		157.27	7.86	137.29							4.98



SILVERTON PULP AND PAPERS PRIVATE LIMITED
9 TH, K.M, BHOPA ROAD, MUZAFFARNAGAR-251001
CIN : U21093UP1995PTC018048
Ph No : 8941095985
Email : silvertonpulp@gmail.com

(F.Y. 2021-2022)

Statement showing assets wise calculation of depreciation as per Companies Act 2013 (S.L.M. Method)

Name of Asset	POWER PLANT		Useful Life (In Years)		15.00						
Group of asset	Plant and Machinery		Shift Type		Single						
Particulars	Date of purchase of asset	Original cost of asset	Residual value	Opening WDV	Date of sale of assets if any	Standard life as per Co.s act 2013 (In Days)	Life elapsed (In Days) (difference between date of purchase to 31.3.2021)	Remaining useful life as on 31.3.2021 (In Days) (col7 - col8)	Assets used during current F.Y. (In Days)	Dep Rate*	Depreciation (Col5 - col4 / Col9 * col10)
1	2	3	4	5	6	7	8	9	10	11	12
Power Plant	24/04/2017	0.01	0.00	0.01		5475.00	1438.00	4037.00	365.00	6.90	0.00
Power Plant	08/05/2017	0.43	0.02	0.35		5475.00	1424.00	4051.00	365.00	6.91	0.03
POWER PLANT	29/03/2017	2,692.80	134.64	2,189.81		5475.00	1464.00	4011.00	365.00	6.95	187.02
Power Plant	01/06/2017	1.11	0.06	0.91		5475.00	1400.00	4075.00	365.00	6.88	0.08
Power Plant	24/05/2017	1.53	0.08	1.25		5475.00	1408.00	4067.00	365.00	6.89	0.11
Power Plant	14/04/2017	3.84	0.19	3.13		5475.00	1448.00	4027.00	365.00	6.93	0.27
Power Plant	02/12/2017	1.80	0.09	1.50		5475.00	1216.00	4259.00	365.00	6.72	0.12
Power Plant	01/01/2018	1.12	0.06	0.94		5475.00	1186.00	4289.00	365.00	6.69	0.08
Power Plant	01/04/2017	0.09	0.00	0.08		5475.00	1461.00	4014.00	365.00	6.94	0.01
Power Plant	04/04/2017	0.09	0.00	0.08		5475.00	1458.00	4017.00	365.00	6.94	0.01
Power Plant	11/04/2017	3.09	0.15	2.52		5475.00	1451.00	4024.00	365.00	6.93	0.21
Total		2,705.92	135.30	2,200.57							187.92

Statement showing assets wise calculation of depreciation as per Companies Act 2013 (S.L.M. Method)

Name of Asset	BUILDING (WHITE)				Useful Life (In Years)		30.00		Shift Type		Single	
Group of asset	Buildings											
Particulars	Date of purchase of asset	Original cost of asset	Residual value	Opening WDV	Date of sale of assets if any	Standard life as per Co.s act 2013 (In Days)	Life elapsed (In Days) (difference between date of purchase to 31.3.2021)	Remaining useful life as on 31.3.2021 (In Days) (col7 - col8)	Assets used during current F.Y. (In Days)	Dep Rate*	Depreciation (Col5 - col4 / Col9 * col10)	
1	2	3	4	5	6	7	8	9	10	11	12	
Building	31/03/2018	1,157.42	57.87	1,047.26		10950.00	1097.00	9853.00	365.00	3.17	36.65	

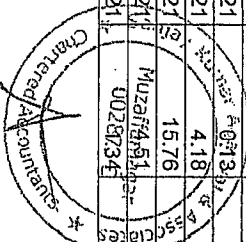
SILVERTON PULP AND PAPERS PRIVATE LIMITED
9 TH K.M, BHOPA ROAD, MUZAFFARNAGAR-251001
CIN : U21093UP1995PTC018048
Ph No : 8941095985
Email : silvertonpulp@gmail.com

(F.Y. 2021-2022)

Building	30/10/2018	170.98	8.55	157.86		10950.00	884.00	10066.00	365.00	3.17	5.41
Building -III	01/05/2020	307.10	15.36	298.18		10950.00	335.00	10615.00	366.00	3.17	9.72
Building -III	28/02/2021	84.55	4.08	81.32		10950.00	32.00	10918.00	366.00	3.17	2.58
Building -III	28/02/2021	1.55	0.08	1.54		10950.00	32.00	10918.00	365.00	3.17	0.05
Building -III	07/03/2021	0.08	0.00	0.08		10950.00	25.00	10925.00	365.00	3.17	0.00
Building -III	20/03/2021	0.21	0.01	0.21		10950.00	12.00	10938.00	365.00	3.17	0.01
Building-III	01/09/2020	0.05	0.00	0.05		10950.00	212.00	10738.00	365.00	3.16	0.00
Total		1,718.93	85.95	1,586.51							54.43

Statement showing assets wise calculation of depreciation as per Companies Act 2013 (S.L.M. Method)

Name of Asset	PAPER PLANT (WHITE)	Useful Life (In Years)		10.00							
Group of asset	Plant and Machinery	Shift Type		Single							
Particulars	Date of purchase of asset	Original cost of asset	Residual value	Opening WDV	Date of sale of assets if any	Standard life as per Co.s act 2013 (In Days)	Life elapsed (In Days) (difference between date of purchase to 31.3.2021)	Remaining useful life as on 31.3.2021 (In Days) (col7 - col8)	Assets used during current F.Y. (In Days)	Dep Rate*	Depreciation (Col5 - col4 / Col9 * col10)
1	2	3	4	5	6	7	8	9	10	11	12
Paper Plant	31/03/2018	5,027.18	251.36	4,094.60		3650.00	1097.00	2553.00	366.00	10.93	549.46
Paper Plant	30/10/2018	3,168.04	158.40	2,665.96		3650.00	884.00	2766.00	366.00	10.44	330.90
Paper Plant	17/06/2020	0.02	0.00	0.02		3650.00	288.00	3362.00	366.00	9.50	0.00
Paper Plant	01/05/2020	2,497.82	124.89	2,280.03		3650.00	335.00	3315.00	365.00	9.50	237.29
Paper Plant	10/09/2020	6.46	0.32	6.12		3650.00	203.00	3447.00	366.00	9.50	0.61
Paper Plant	03/10/2020	4.81	0.24	4.58		3650.00	180.00	3470.00	366.00	9.50	0.46
Paper Plant	08/10/2020	3.32	0.17	3.16		3650.00	175.00	3475.00	366.00	9.50	0.31
Paper Plant	28/01/2021	2.05	0.10	2.02		3650.00	63.00	3587.00	366.00	9.50	0.19
Paper Plant	30/01/2021	3.72	0.19	3.66		3650.00	61.00	3589.00	366.00	9.50	0.35
Paper Plant	28/02/2021	1,301.58	65.08	1,290.74		3650.00	32.00	3618.00	365.00	9.50	123.65
Paper Plant	01/03/2021	0.86	0.04	0.85		3650.00	31.00	3619.00	366.00	9.50	0.08
Paper Plant	05/03/2021	13.00	0.65	12.91		3650.00	27.00	3623.00	366.00	9.50	1.24
Paper Plant	09/03/2021	1.32	0.07	1.31		3650.00	23.00	3627.00	366.00	9.50	0.13
Paper Plant	12/03/2021	0.13	0.01	0.13		3650.00	20.00	3630.00	366.00	9.50	0.01
Paper Plant	24/03/2021	4.18	0.21	4.17		3650.00	8.00	3642.00	366.00	9.50	0.40
Paper Plant	24/03/2021	15.76	0.79	15.72		3650.00	8.00	3642.00	366.00	9.50	1.50
Paper Plant	26/03/2021	4.51	0.23	4.50		3650.00	6.00	3644.00	366.00	9.50	0.43
Paper Plant	31/03/2021	0.07	0.07	1.34		3650.00	1.00	3649.00	366.00	9.50	0.13



SILVERTON PULP AND PAPERS PRIVATE LIMITED
9 TH K.M, BHOPA ROAD, MUZAFFARNAGAR-251001
CIN : U21093UP1995PTC018048
Ph No : 8941095985
Email : silvertonpulp@gmail.com

(F.Y. 2021-2022)

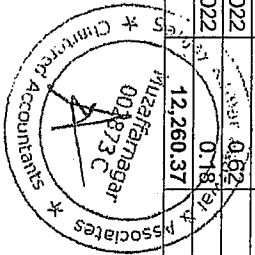
Paper Plant	31/03/2021	0.17	0.01	0.17		3650.00	1.00	3649.00	365.00	9.50	0.02
Paper Plant	24/03/2021	0.26	0.01	0.26		3650.00	8.00	3642.00	365.00	9.50	0.02
Paper Plant	01/04/2021	2.87	0.14	0.00		3650.00	0.00	3650.00	365.00	9.50	0.27
Paper Plant	01/04/2021	0.26	0.01	0.00		3650.00	0.00	3650.00	365.00	9.50	0.02
Paper Plant	01/04/2021	3.93	0.20	0.00		3650.00	0.00	3650.00	365.00	9.50	0.37
Paper Plant	16/04/2021	4.10	0.21	0.00		3650.00	0.00	3650.00	350.00	9.11	0.37
Paper Plant	07/04/2021	4.05	0.20	0.00		3650.00	0.00	3650.00	359.00	9.34	0.38
Paper Plant	01/05/2021	1.06	0.05	0.00		3650.00	0.00	3650.00	335.00	8.72	0.09
Paper Plant	01/05/2021	0.40	0.02	0.00		3650.00	0.00	3650.00	335.00	8.72	0.03
Paper Plant	04/05/2021	15.60	0.78	0.00		3650.00	0.00	3650.00	332.00	8.64	1.35
Paper Plant	25/05/2021	2.72	0.14	0.00		3650.00	0.00	3650.00	311.00	8.09	0.22
Paper Plant	01/06/2021	1.75	0.09	0.00		3650.00	0.00	3650.00	304.00	7.91	0.14
Paper Plant	01/06/2021	0.85	0.04	0.00		3650.00	0.00	3650.00	304.00	7.91	0.07
Paper Plant	01/06/2021	11.50	0.58	0.00		3650.00	0.00	3650.00	304.00	7.91	0.91
Paper Plant	19/06/2021	0.67	0.03	0.00		3650.00	0.00	3650.00	288.00	7.44	0.05
Paper Plant	17/06/2021	2.35	0.12	0.00		3650.00	0.00	3650.00	288.00	7.50	0.18
Paper Plant	20/06/2021	20.00	1.00	0.00		3650.00	0.00	3650.00	285.00	7.42	1.48
Paper Plant	24/06/2021	0.38	0.02	0.00		3650.00	0.00	3650.00	281.00	7.31	0.03
Paper Plant	26/06/2021	1.12	0.06	0.00		3650.00	0.00	3650.00	279.00	7.26	0.08
Paper Plant	27/06/2021	8.76	0.44	0.00		3650.00	0.00	3650.00	278.00	7.24	0.63
Paper Plant	30/06/2021	0.45	0.02	0.00		3650.00	0.00	3650.00	275.00	7.16	0.03
Paper Plant	01/07/2021	18.96	0.95	0.00		3650.00	0.00	3650.00	274.00	7.13	1.35
Paper Plant	01/07/2021	0.46	0.02	0.00		3650.00	0.00	3650.00	274.00	7.13	0.03
Paper Plant	26/07/2021	1.00	0.05	0.00		3650.00	0.00	3650.00	249.00	6.48	0.06
Paper Plant	10/09/2021	0.70	0.03	0.00		3650.00	0.00	3650.00	203.00	5.28	0.04
Paper Plant	19/08/2021	1.24	0.06	0.00		3650.00	0.00	3650.00	225.00	5.86	0.07
Paper Plant	14/09/2021	9.00	0.45	0.00		3650.00	0.00	3650.00	199.00	5.18	0.47
Paper Plant	01/10/2021	0.07	0.00	0.00		3650.00	0.00	3650.00	182.00	4.74	0.00
Paper Plant	05/10/2021	2.45	0.12	0.00		3650.00	0.00	3650.00	178.00	4.63	0.11
Paper Plant	05/10/2021	3.39	0.17	0.00		3650.00	0.00	3650.00	178.00	4.63	0.16
Paper Plant	07/10/2021	15.65	0.78	0.00		3650.00	0.00	3650.00	176.00	4.58	0.72
Paper Plant	13/10/2021	4.73	0.24	0.00		3650.00	0.00	3650.00	170.00	4.42	0.07
Paper Plant	16/10/2021	0.57	0.03	0.00		3650.00	0.00	3650.00	167.00	4.35	0.21
Paper Plant	23/10/2021	1.86	0.09	0.00		3650.00	0.00	3650.00	160.00	4.16	0.02
Paper Plant	10/11/2021	0.66	0.10	0.00		3650.00	0.00	3650.00	142.00	3.70	0.08
Paper Plant	18/10/2021	0.03	0.00	0.00		3650.00	0.00	3650.00	165.00	4.29	0.03

Prepared by
Muzafer Faruq
028732940
02/11/2021
Checked by
Accounts

SILVERTON PULP AND PAPERS PRIVATE LIMITED
9 TH K.M. BHOPA ROAD, MUZAFFARNAGAR-251001
CIN : U21093UP1995PTC018048
Ph No : 8941095985
Email : silvertonpulp@gmail.com

(F.Y. 2021-2022)

Paper Plant	06/12/2021	0.42	0.02	0.00			3650.00	0.00	3650.00	116.00	3.02	0.01
Paper Plant	16/12/2021	4.45	0.22	0.00			3650.00	0.00	3650.00	106.00	2.76	0.12
Paper Plant	16/12/2021	4.94	0.25	0.00			3650.00	0.00	3650.00	106.00	2.76	0.14
Paper Plant	16/12/2021	0.19	0.01	0.00			3650.00	0.00	3650.00	106.00	2.76	0.01
Paper Plant	16/12/2021	4.00	0.20	0.00			3650.00	0.00	3650.00	106.00	2.76	0.11
Paper Plant	22/12/2021	0.52	0.03	0.00			3650.00	0.00	3650.00	100.00	2.60	0.01
Paper Plant	23/12/2021	0.48	0.02	0.00			3650.00	0.00	3650.00	99.00	2.58	0.01
Paper Plant	23/12/2021	0.34	0.02	0.00			3650.00	0.00	3650.00	99.00	2.58	0.01
Paper Plant	27/12/2021	0.15	0.01	0.00			3650.00	0.00	3650.00	95.00	2.47	0.00
Paper Plant	01/01/2022	1.20	0.06	0.00			3650.00	0.00	3650.00	90.00	2.34	0.03
Paper Plant	12/01/2022	0.89	0.04	0.00			3650.00	0.00	3650.00	79.00	2.06	0.02
Paper Plant	14/01/2022	5.06	0.25	0.00			3650.00	0.00	3650.00	77.00	2.00	0.10
Paper Plant	21/01/2022	0.16	0.01	0.00			3650.00	0.00	3650.00	70.00	1.82	0.00
Paper Plant	22/01/2022	2.94	0.15	0.00			3650.00	0.00	3650.00	69.00	1.80	0.05
Paper Plant	31/01/2022	0.41	0.02	0.00			3650.00	0.00	3650.00	60.00	1.56	0.01
Paper Plant	31/01/2022	0.27	0.01	0.00			3650.00	0.00	3650.00	60.00	1.56	0.00
Paper Plant	01/02/2022	1.77	0.09	0.00			3650.00	0.00	3650.00	59.00	1.54	0.03
Paper Plant	02/02/2022	2.12	0.11	0.00			3650.00	0.00	3650.00	58.00	1.51	0.03
Paper Plant	08/02/2022	2.84	0.14	0.00			3650.00	0.00	3650.00	52.00	1.35	0.04
Paper Plant	20/02/2022	4.87	0.24	0.00			3650.00	0.00	3650.00	40.00	1.04	0.05
Paper Plant	26/02/2022	1.02	0.05	0.00			3650.00	0.00	3650.00	34.00	0.89	0.01
Paper Plant	06/03/2022	1.22	0.06	0.00			3650.00	0.00	3650.00	26.00	0.68	0.01
Paper Plant	10/03/2022	0.57	0.03	0.00			3650.00	0.00	3650.00	22.00	0.57	0.00
Paper Plant	11/03/2022	1.69	0.08	0.00			3650.00	0.00	3650.00	21.00	0.55	0.01
Paper Plant	15/03/2022	2.07	0.10	0.00			3650.00	0.00	3650.00	17.00	0.44	0.01
Paper Plant	16/03/2022	3.51	0.18	0.00			3650.00	0.00	3650.00	16.00	0.42	0.01
Paper Plant	16/03/2022	0.14	0.01	0.00			3650.00	0.00	3650.00	16.00	0.42	0.00
Paper Plant	17/03/2022	3.32	0.17	0.00			3650.00	0.00	3650.00	15.00	0.39	0.01
Paper Plant	25/03/2022	4.25	0.21	0.00			3650.00	0.00	3650.00	7.00	0.18	0.01
Paper Plant	28/03/2022	0.08	0.00	0.00			3650.00	0.00	3650.00	4.00	0.10	0.00
Paper Plant	28/03/2022	0.02	0.03	0.00			3650.00	0.00	3650.00	4.00	0.10	0.00
Paper Plant	30/03/2022	0.18	0.01	0.00			3650.00	0.00	3650.00	2.00	0.05	0.00
Total		12,260.37	613.02	10,392.27								1,258.26



SILVERTON PULP AND PAPERS PRIVATE LIMITED
9 TH K M, BHOPA ROAD, MUZAFFARNAGAR-251001
CIN : U21093UP1995PTC018048
Ph No : 8941095985
Email : silvertonpulp@gmail.com

(F.Y. 2021-2022)

Statement showing assets wise calculation of depreciation as per Companies Act 2013 (S.L.M. Method)

Name of Asset Group of asset	Furniture and Fixture Furniture and fittings	Useful Life (In Years)									
		Shift Type									
Particulars	Date of purchase of asset	Original cost of asset	Residual value	Opening WDV	Date of sale of assets if any	Standard life as per Co.s act 2013 (In Days)	Life elapsed (In Days) (difference between date of purchase to 31.3.2021)	Remaining useful life as on 31.3.2021 (In Days) (col7 - col8)	Assets used during current F.Y. (In Days)	Dep Rate*	Depreciation (Col5 - col4 / Col9 * col10)
Furniture and Fixture	27/08/2013	0.44	0.02	0.12		3650.00	2774.00	876.00	365.00	9.60	0.04
Furniture and Fixture	21/07/2018	0.17	0.01	0.13		3650.00	985.00	2665.00	365.00	9.50	0.02
Furniture and Fixture	16/09/2018	0.11	0.01	0.08		3650.00	928.00	2722.00	365.00	9.51	0.01
Furniture and Fixture	03/10/2018	0.06	0.00	0.04		3650.00	911.00	2739.00	365.00	9.51	0.01
Furniture and Fixture	11/10/2018	0.78	0.04	0.60		3650.00	903.00	2747.00	365.00	9.50	0.07
Furniture and Fixture	14/10/2018	0.33	0.02	0.25		3650.00	900.00	2749.00	365.00	9.50	0.03
Furniture and Fixture	13/10/2018	0.19	0.01	0.14		3650.00	901.00	2749.00	365.00	9.50	0.02
Furniture and Fixture	07/11/2018	0.33	0.02	0.25		3650.00	876.00	2774.00	365.00	9.50	0.03
Furniture and Fixture	10/11/2018	0.51	0.03	0.39		3650.00	873.00	2777.00	365.00	9.50	0.05
Furniture and Fixture	16/11/2018	0.01	0.00	0.01		3650.00	867.00	2783.00	365.00	9.45	0.00
Furniture and Fixture	21/11/2018	0.14	0.01	0.11		3650.00	862.00	2788.00	365.00	9.50	0.01
Furniture and Fixture	08/12/2018	0.35	0.02	0.27		3650.00	845.00	2805.00	365.00	9.50	0.03
Furniture and Fixture	15/12/2018	0.14	0.01	0.11		3650.00	838.00	2812.00	365.00	9.50	0.01
Furniture and Fixture	23/12/2018	0.22	0.01	0.17		3650.00	830.00	2820.00	365.00	9.50	0.02
Furniture and Fixture	10/08/2018	0.56	0.03	0.42		3650.00	965.00	2685.00	365.00	9.50	0.05
Furniture and Fixture	17/08/2018	0.09	0.00	0.07		3650.00	958.00	2692.00	365.00	9.50	0.01
Furniture and Fixture	08/04/2019	0.37	0.02	0.30		3650.00	724.00	2926.00	365.00	9.50	0.04
Furniture and Fixture	27/04/2019	0.06	0.00	0.05		3650.00	705.00	2945.00	365.00	9.50	0.01
Furniture and Fixture	16/04/2019	0.23	0.01	0.19		3650.00	716.00	2934.00	365.00	9.50	0.02
Furniture and Fixture	05/05/2019	0.33	0.02	0.27		3650.00	697.00	2953.00	365.00	9.50	0.03
Furniture and Fixture	09/05/2019	0.59	0.03	0.49		3650.00	693.00	2957.00	365.00	9.50	0.06
Furniture and Fixture	14/05/2019	0.07	0.00	0.06		3650.00	688.00	2962.00	365.00	9.50	0.01
Furniture and Fixture	14/05/2019	0.13	0.01	0.11		3650.00	688.00	2962.00	365.00	9.50	0.01
Furniture and Fixture	14/05/2019	0.38	0.02	0.31		3650.00	688.00	2962.00	365.00	9.50	0.04
Furniture and Fixture	15/05/2019	0.26	0.01	0.24		3650.00	687.00	2963.00	365.00	9.50	0.03



SILVERTON PULP AND PAPERS PRIVATE LIMITED
9 TH K.M, BHOPA ROAD, MUZAFFARNAGAR-251001
CIN : 0221093UP1995PTC018048
Ph No : 8941095985
Email : silvertonpulp@gmail.com

(F.Y. 2021-2022)

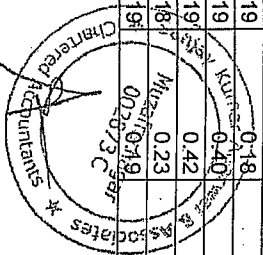
Furniture and Fixture	19/05/2019	0.13	0.01	0.10	3650.00	683.00	2967.00	365.00	9.50	0.01
Furniture and Fixture	19/05/2019	0.21	0.01	0.18	3650.00	683.00	2967.00	365.00	9.50	0.02
Furniture and Fixture	19/05/2019	0.34	0.02	0.28	3650.00	683.00	2967.00	365.00	9.50	0.03
Furniture and Fixture	20/05/2019	0.16	0.01	0.13	3650.00	682.00	2968.00	365.00	9.50	0.01
Furniture and Fixture	20/05/2019	0.16	0.01	0.13	3650.00	682.00	2968.00	365.00	9.50	0.01
Furniture and Fixture	23/05/2019	0.14	0.01	0.12	3650.00	679.00	2971.00	365.00	9.50	0.01
Furniture and Fixture	23/05/2019	0.14	0.01	0.12	3650.00	679.00	2971.00	365.00	9.50	0.01
Furniture and Fixture	30/05/2019	0.19	0.01	0.16	3650.00	672.00	2978.00	365.00	9.50	0.02
Furniture and Fixture	17/10/2018	0.32	0.02	0.25	3650.00	897.00	2753.00	365.00	9.50	0.03
Furniture and Fixture	23/12/2019	0.06	0.00	0.05	3650.00	465.00	3185.00	365.00	9.50	0.01
Furniture and Fixture	06/03/2020	0.58	0.03	0.52	3650.00	391.00	3259.00	365.00	9.50	0.05
Furniture and Fixture	22/10/2018	0.02	0.00	0.01	3650.00	892.00	2758.00	365.00	9.49	0.00
Furniture and Fixture	13/09/2018	0.08	0.00	0.06	3650.00	931.00	2719.00	365.00	9.51	0.01
Furniture and Fixture	23/09/2018	0.17	0.01	0.13	3650.00	921.00	2729.00	365.00	9.50	0.02
Furniture and Fixture	24/09/2018	0.07	0.00	0.05	3650.00	920.00	2730.00	365.00	9.50	0.01
Furniture and Fixture	29/09/2018	0.07	0.00	0.05	3650.00	915.00	2735.00	365.00	9.50	0.01
Furniture and Fixture	01/06/2019	0.00	0.00	0.00	3650.00	670.00	2980.00	365.00	9.64	0.00
Furniture and Fixture	05/06/2019	0.15	0.01	0.12	3650.00	666.00	2984.00	365.00	9.50	0.01
Furniture and Fixture	05/06/2019	2.50	0.12	2.06	3650.00	666.00	2984.00	365.00	9.50	0.24
Furniture and Fixture	10/06/2019	4.84	0.24	4.00	3650.00	661.00	2989.00	365.00	9.50	0.46
Furniture and Fixture	19/06/2019	0.01	0.00	0.01	3650.00	652.00	2998.00	365.00	9.50	0.00
Furniture and Fixture	29/06/2019	0.06	0.00	0.05	3650.00	642.00	3008.00	365.00	9.51	0.01
Furniture and Fixture	20/06/2019	0.36	0.02	0.30	3650.00	651.00	2999.00	365.00	9.50	0.03
Furniture and Fixture	04/07/2019	0.07	0.00	0.06	3650.00	637.00	3013.00	365.00	9.49	0.01
Furniture and Fixture	05/07/2019	0.24	0.01	0.20	3650.00	636.00	3014.00	365.00	9.50	0.02
Furniture and Fixture	08/07/2019	0.03	0.00	0.02	3650.00	633.00	3017.00	365.00	9.49	0.00
Furniture and Fixture	21/08/2019	0.59	0.03	0.50	3650.00	589.00	3061.00	365.00	9.50	0.06
Furniture and Fixture	06/09/2019	0.26	0.01	0.22	3650.00	573.00	3077.00	365.00	9.50	0.02
Furniture and Fixture	09/09/2019	0.10	0.00	0.08	3650.00	570.00	3080.00	365.00	9.50	0.01
Furniture and Fixture	09/09/2019	0.16	0.01	0.13	3650.00	570.00	3080.00	365.00	9.50	0.02
Furniture and Fixture	11/09/2019	0.15	0.01	0.13	3650.00	568.00	3082.00	365.00	9.50	0.01
Furniture and Fixture	16/09/2019	0.14	0.01	0.09	3650.00	563.00	3087.00	365.00	9.50	0.01
Furniture and Fixture	17/09/2019	0.06	0.00	0.05	3650.00	562.00	3088.00	365.00	9.51	0.01
Furniture and Fixture	05/10/2018	0.00	0.00	0.00	3650.00	909.00	2741.00	365.00	9.54	0.00
Furniture and Fixture	09/10/2018	0.12	0.01	0.09	3650.00	905.00	2745.00	365.00	9.50	0.01
Furniture and Fixture	16/10/2018	0.13	0.01	0.10	3650.00	898.00	2752.00	365.00	9.50	0.01
Furniture and Fixture	25/10/2018	0.31	0.02	0.24	3650.00	889.00	2761.00	365.00	9.50	0.03



SILVERTON PULP AND PAPERS PRIVATE LIMITED
9 TH K.M, BHOPA ROAD, MUZAFFARNAGAR-251001
CIN : 021093UP1995PTC018048
Ph No : 8941095985
Email : silvertonpulp@gmail.com

(F.Y. 2021-2022)

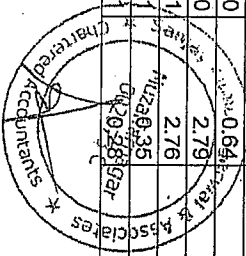
Furniture and Fixture	27/10/2018	0.01	0.00	0.01		3650.00	887.00	2763.00	365.00	9.44	0.00
Furniture and Fixture	29/10/2018	0.07	0.00	0.05		3650.00	885.00	2765.00	365.00	9.50	0.01
Furniture and Fixture	30/10/2018	0.20	0.01	0.15		3650.00	884.00	2766.00	365.00	9.50	0.02
Furniture and Fixture	01/11/2018	0.30	0.01	0.23		3650.00	882.00	2768.00	365.00	9.50	0.03
Furniture and Fixture	05/11/2018	0.13	0.01	0.10		3650.00	878.00	2772.00	365.00	9.50	0.01
Furniture and Fixture	21/09/2019	0.07	0.00	0.06		3650.00	558.00	3092.00	365.00	9.50	0.01
Furniture and Fixture	06/10/2019	1.76	0.09	1.51		3650.00	543.00	3107.00	365.00	9.50	0.17
Furniture and Fixture	19/10/2019	0.06	0.00	0.05		3650.00	530.00	3120.00	365.00	9.50	0.01
Furniture and Fixture	11/11/2019	0.22	0.01	0.19		3650.00	507.00	3143.00	365.00	9.50	0.02
Furniture and Fixture	25/11/2019	0.06	0.00	0.05		3650.00	493.00	3157.00	365.00	9.49	0.01
Furniture and Fixture	01/10/2012	0.67	0.03	0.13		3650.00	3104.00	546.00	365.00	9.95	0.07
Furniture and Fixture	01/04/2004	0.03	0.00	0.00		3650.00	6209.00	-2559.00	0.00	0.00	0.00
Furniture and Fixture	28/02/2006	1.23	0.06	0.06		3650.00	5511.00	-1861.00	0.00	0.00	0.00
Furniture and Fixture	08/02/2009	0.38	0.02	0.02		3650.00	4435.00	-785.00	0.00	0.00	0.00
Furniture and Fixture	31/03/2008	1.77	0.09	0.09		3650.00	4749.00	-1099.00	0.00	0.00	0.00
Furniture and Fixture	08/05/2011	3.11	0.16	0.19		3650.00	3616.00	34.00	34.00	0.99	0.03
Furniture and Fixture	06/03/2019	0.21	0.01	0.17		3650.00	757.00	2893.00	365.00	9.50	0.02
Furniture and Fixture	08/03/2019	0.23	0.01	0.18		3650.00	755.00	2895.00	365.00	9.50	0.02
Furniture and Fixture	24/03/2019	0.31	0.02	0.25		3650.00	739.00	2911.00	365.00	9.50	0.03
Furniture and Fixture	01/05/2018	0.14	0.01	0.10		3650.00	1066.00	2884.00	365.00	9.50	0.01
Furniture and Fixture	04/06/2018	0.08	0.00	0.06		3650.00	1032.00	2618.00	365.00	9.50	0.01
Furniture and Fixture	07/05/2018	0.16	0.01	0.11		3650.00	1060.00	2590.00	365.00	9.50	0.01
Furniture and Fixture	12/06/2018	0.06	0.00	0.04		3650.00	1024.00	2626.00	365.00	9.49	0.01
Furniture and Fixture	27/06/2018	0.16	0.01	0.12		3650.00	1009.00	2641.00	365.00	9.50	0.02
Furniture and Fixture	04/07/2018	0.16	0.01	0.12		3650.00	1002.00	2648.00	365.00	9.50	0.02
Furniture and Fixture	07/07/2018	0.05	0.00	0.04		3650.00	999.00	2651.00	365.00	9.51	0.00
Furniture and Fixture	16/07/2018	0.15	0.01	0.11		3650.00	990.00	2660.00	365.00	9.50	0.01
Furniture and Fixture	17/07/2018	0.16	0.01	0.12		3650.00	989.00	2661.00	365.00	9.50	0.02
Furniture and Fixture	27/07/2018	0.05	0.00	0.04		3650.00	979.00	2671.00	365.00	9.49	0.01
Furniture and Fixture	24/08/2018	0.09	0.00	0.07		3650.00	951.00	2699.00	365.00	9.50	0.01
Furniture and Fixture	15/01/2019	0.32	0.02	0.25		3650.00	807.00	2843.00	365.00	9.50	0.03
Furniture and Fixture	01/02/2019	0.08	0.00	0.06		3650.00	790.00	2860.00	365.00	9.50	0.01
Furniture and Fixture	27/02/2019	0.18	0.01	0.15		3650.00	764.00	2886.00	365.00	9.50	0.02
Furniture and Fixture	10/03/2019	0.40	0.02	0.32		3650.00	753.00	2897.00	365.00	9.50	0.04
Furniture and Fixture	14/03/2019	0.42	0.02	0.34		3650.00	749.00	2901.00	365.00	9.50	0.04
Furniture and Fixture	18/10/2018	0.23	0.01	0.17		3650.00	896.00	2754.00	365.00	9.50	0.02
Furniture and Fixture	30/05/2019	0.20	0.01	0.16		3650.00	672.00	2978.00	365.00	9.50	0.02



SILVERTON PULP AND PAPERS PRIVATE LIMITED
9 TH K M, BHOPA ROAD, MUZAFFARNAGAR-251001
CIN : U21093UP1995PTC018048
Ph No : 89410955985
Email : silvertonpulp@gmail.com

(F.Y. 2021-2022)

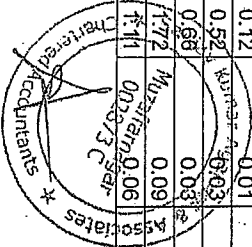
Furniture and Fixture	18/07/2019	0.32	0.02	0.27		3650.00	623.00	3027.00	365.00	9.50	0.03
Furniture and Fixture	18/07/2019	0.32	0.02	0.27		3650.00	623.00	3027.00	365.00	9.50	0.03
Furniture and Fixture	21/07/2019	0.23	0.01	0.19		3650.00	620.00	3030.00	365.00	9.50	0.02
Furniture and Fixture	21/07/2019	0.23	0.01	0.19		3650.00	620.00	3030.00	365.00	9.50	0.02
Furniture and Fixture	22/07/2019	0.23	0.01	0.19		3650.00	619.00	3031.00	365.00	9.50	0.02
Furniture and Fixture	22/07/2019	0.23	0.01	0.19		3650.00	619.00	3031.00	365.00	9.50	0.02
Furniture and Fixture	01/08/2019	0.02	0.00	0.02		3650.00	609.00	3041.00	365.00	9.52	0.00
Furniture and Fixture	08/08/2019	0.24	0.01	0.20		3650.00	602.00	3048.00	365.00	9.50	0.02
Furniture and Fixture	11/08/2019	0.09	0.00	0.08		3650.00	599.00	3051.00	365.00	9.50	0.01
Furniture and Fixture	01/02/2020	0.07	0.00	0.07		3650.00	425.00	3225.00	365.00	9.50	0.01
Furniture and Fixture	09/03/2020	0.23	0.01	0.21		3650.00	388.00	3262.00	365.00	9.50	0.02
Furniture and Fixture	02/12/2019	0.39	0.02	0.34		3650.00	486.00	3164.00	365.00	9.50	0.04
Furniture and Fixture	19/02/2020	0.01	0.00	0.01		3650.00	407.00	3243.00	365.00	9.51	0.00
Furniture and Fixture	13/09/2020	0.15	0.01	0.14		3650.00	200.00	3450.00	365.00	9.50	0.01
Furniture and Fixture	23/09/2020	0.24	0.01	0.23		3650.00	190.00	3460.00	365.00	9.50	0.02
Furniture and Fixture	16/09/2020	0.08	0.00	0.08		3650.00	197.00	3453.00	365.00	9.50	0.01
Furniture and Fixture	26/09/2020	0.00	0.00	0.00		3650.00	187.00	3463.00	365.00	9.68	0.00
Furniture and Fixture	24/02/2021	0.01	0.00	0.01		3650.00	36.00	3614.00	365.00	9.44	0.00
Furniture and Fixture	28/02/2021	1.06	0.05	1.05		3650.00	32.00	3618.00	365.00	9.50	0.10
Furniture and Fixture	28/02/2021	1.32	0.07	1.31		3650.00	32.00	3618.00	365.00	9.50	0.13
Furniture and Fixture	06/03/2021	0.18	0.01	0.17		3650.00	26.00	3624.00	365.00	9.50	0.02
Furniture and Fixture	06/03/2021	1.85	0.09	1.84		3650.00	26.00	3624.00	365.00	9.50	0.18
Furniture and Fixture	10/03/2021	0.02	0.00	0.02		3650.00	22.00	3628.00	365.00	9.49	0.00
Furniture and Fixture	24/03/2021	2.01	0.10	2.01		3650.00	8.00	3642.00	365.00	9.50	0.19
Furniture and Fixture	25/03/2021	0.38	0.02	0.37		3650.00	7.00	3643.00	365.00	9.50	0.04
Furniture and Fixture	28/03/2021	0.48	0.02	0.48		3650.00	4.00	3646.00	365.00	9.50	0.05
Furniture and Fixture	17/12/2020	0.10	0.01	0.10		3650.00	105.00	3545.00	365.00	9.50	0.01
Furniture and Fixture	04/10/2020	0.00	0.00	0.00		3650.00	179.00	3471.00	365.00	9.68	0.00
Furniture and Fixture	01/10/2020	0.14	0.01	0.14		3650.00	182.00	3468.00	365.00	9.50	0.01
Furniture and Fixture	09/10/2020	0.07	0.00	0.07		3650.00	174.00	3476.00	365.00	9.50	0.01
Furniture and Fixture	18/12/2020	0.17	0.01	0.16		3650.00	104.00	3546.00	365.00	9.50	0.02
Furniture and Fixture	24/12/2020	0.37	0.02	0.36		3650.00	98.00	3552.00	365.00	9.50	0.04
Furniture and Fixture	19/12/2020	0.64	0.03	0.62		3650.00	103.00	3547.00	365.00	9.50	0.06
Furniture and Fixture	25/12/2020	2.79	0.14	2.72		3650.00	97.00	3553.00	365.00	9.50	0.27
Furniture and Fixture	10/01/2021	2.76	0.14	2.70		3650.00	81.00	3569.00	365.00	9.50	0.26
Furniture and Fixture	07/01/2021	0.35	0.02	0.34		3650.00	84.00	3566.00	365.00	9.50	0.03
Furniture and Fixture	12/01/2021	0.28	0.01	0.27		3650.00	79.00	3571.00	365.00	9.50	0.03



SILVERTON PULP AND PAPERS PRIVATE LIMITED
9 TH Kth, BHOPA ROAD, MUZAFFARNAGAR-251001
CIN : U21093UP1995PTC018048
Ph No : 8941035985
Email : silvertonpulp@gmail.com

(F.Y. 2021-2022)


Furniture and Fixture	19/01/2021	2.61	0.13	2.57	3650.00	72.00	3578.00	365.00	9.50	0.25
Furniture and Fixture	24/01/2021	4.03	0.20	3.96	3650.00	67.00	3583.00	365.00	9.50	0.38
Furniture and Fixture	27/01/2021	0.03	0.00	0.03	3650.00	64.00	3586.00	365.00	9.52	0.00
Furniture and Fixture	27/01/2021	2.66	0.13	2.62	3650.00	64.00	3586.00	365.00	9.50	0.25
Furniture and Fixture	29/01/2021	0.34	0.02	0.33	3650.00	62.00	3588.00	365.00	9.50	0.03
Furniture and Fixture	12/02/2021	1.29	0.06	1.27	3650.00	48.00	3602.00	365.00	9.50	0.12
Furniture and Fixture	26/06/2020	0.07	0.00	0.06	3650.00	279.00	3371.00	365.00	9.51	0.01
Furniture and Fixture	27/06/2020	0.13	0.01	0.12	3650.00	278.00	3372.00	365.00	9.50	0.01
Furniture and Fixture	29/06/2020	0.14	0.01	0.13	3650.00	276.00	3374.00	365.00	9.50	0.01
Furniture and Fixture	09/06/2020	0.24	0.01	0.22	3650.00	296.00	3354.00	365.00	9.50	0.02
Furniture and Fixture	26/10/2020	0.26	0.01	0.25	3650.00	157.00	3493.00	365.00	9.50	0.02
Furniture and Fixture	02/11/2020	0.25	0.01	0.24	3650.00	150.00	3500.00	365.00	9.50	0.02
Furniture and Fixture	09/11/2020	0.01	0.00	0.01	3650.00	143.00	3507.00	365.00	9.51	0.00
Furniture and Fixture	09/12/2020	0.52	0.03	0.50	3650.00	113.00	3537.00	365.00	9.50	0.05
Furniture and Fixture	13/12/2020	0.90	0.05	0.88	3650.00	109.00	3541.00	365.00	9.50	0.09
Furniture and Fixture		0.91	0.05	0.00	3650.00	0.00	3650.00			0.00
Furniture and Fixture		0.22	0.01	0.00	3650.00	0.00	3650.00			0.00
Furniture and Fixture		0.08	0.00	0.00	3650.00	0.00	3650.00			0.00
Furniture and Fixture		0.16	0.01	0.00	3650.00	0.00	3650.00			0.00
Furniture and Fixture		1.07	0.05	0.00	3650.00	0.00	3650.00			0.00
Furniture and Fixture		0.15	0.01	0.00	3650.00	0.00	3650.00			0.00
Furniture and Fixture		2.07	0.10	0.00	3650.00	0.00	3650.00			0.00
Furniture and Fixture		0.14	0.01	0.00	3650.00	0.00	3650.00			0.00
Furniture and Fixture		1.88	0.09	0.00	3650.00	0.00	3650.00			0.00
Furniture and Fixture		0.85	0.04	0.00	3650.00	0.00	3650.00			0.00
Furniture and Fixture		0.10	0.01	0.00	3650.00	0.00	3650.00			0.00
Furniture and Fixture		2.90	0.14	0.00	3650.00	0.00	3650.00			0.00
Furniture and Fixture		0.24	0.01	0.00	3650.00	0.00	3650.00			0.00
Furniture and Fixture		1.08	0.05	0.00	3650.00	0.00	3650.00			0.00
Furniture and Fixture		0.23	0.01	0.00	3650.00	0.00	3650.00			0.00
Furniture and Fixture		0.14	0.01	0.00	3650.00	0.00	3650.00			0.00
Furniture and Fixture		1.66	0.08	0.00	3650.00	0.00	3650.00			0.00
Furniture and Fixture		0.12	0.01	0.00	3650.00	0.00	3650.00			0.00
Furniture and Fixture		0.52	0.03	0.00	3650.00	0.00	3650.00			0.00
Furniture and Fixture		0.68	0.03	0.00	3650.00	0.00	3650.00			0.00
Furniture and Fixture		1.72	0.09	0.00	3650.00	0.00	3650.00			0.00
Furniture and Fixture		1.11	0.06	0.00	3650.00	0.00	3650.00			0.00
Furniture and Fixture				0.00	3650.00	0.00	3650.00			0.00



SILVERTON PULP AND PAPERS PRIVATE LIMITED
9 TH KM, BHOPA ROAD, MUZAFFARNAGAR-251001
CIN : U21093UP1995PTC018048
Ph No : 8941095985
Email : silvertorpulp@gmail.com

(F.Y. 2021-2022)

Furniture and Fixture	0.91	0.05	0.00		3650.00	0.00	3650.00			0.00
Furniture and Fixture	0.15	0.01	0.00		3650.00	0.00	3650.00			0.00
Furniture and Fixture	0.62	0.03	0.00		3650.00	0.00	3650.00			0.00
Furniture and Fixture	1.83	0.09	0.00		3650.00	0.00	3650.00			0.00
Furniture and Fixture	0.86	0.04	0.00		3650.00	0.00	3650.00			0.00
Furniture and Fixture	0.26	0.01	0.00		3650.00	0.00	3650.00			0.00
Furniture and Fixture	0.70	0.04	0.00		3650.00	0.00	3650.00			0.00
Furniture and Fixture	0.23	0.01	0.00		3650.00	0.00	3650.00			0.00
Furniture and Fixture	0.78	0.04	0.00		3650.00	0.00	3650.00			0.00
Furniture and Fixture	0.13	0.01	0.00		3650.00	0.00	3650.00			0.00
Furniture and Fixture	0.56	0.03	0.00		3650.00	0.00	3650.00			0.00
Furniture and Fixture	0.33	0.02	0.00		3650.00	0.00	3650.00			0.00
Furniture and Fixture	0.41	0.02	0.00		3650.00	0.00	3650.00			0.00
Furniture and Fixture	0.11	0.01	0.00		3650.00	0.00	3650.00			0.00
Furniture and Fixture	0.38	0.02	0.00		3650.00	0.00	3650.00			0.00
Furniture and Fixture	0.13	0.01	0.00		3650.00	0.00	3650.00			0.00
Furniture and Fixture	1.37	0.07	0.00		3650.00	0.00	3650.00			0.00
Furniture and Fixture	0.10	0.01	0.00		3650.00	0.00	3650.00			0.00
Furniture and Fixture	0.09	0.00	0.00		3650.00	0.00	3650.00			0.00
Furniture and Fixture	6.36	0.32	0.00		3650.00	0.00	3650.00			0.00
Furniture and Fixture	0.87	0.04	0.00		3650.00	0.00	3650.00			0.00
Furniture and Fixture	0.20	0.01	0.00		3650.00	0.00	3650.00			0.00
Furniture and Fixture	0.52	0.03	0.00		3650.00	0.00	3650.00			0.00
Furniture and Fixture	1.92	0.10	0.00		3650.00	0.00	3650.00			0.00
Furniture and Fixture	0.20	0.01	0.00		3650.00	0.00	3650.00			0.00
Furniture and Fixture	0.32	0.02	0.00		3650.00	0.00	3650.00			0.00
Furniture and Fixture	0.09	0.00	0.00		3650.00	0.00	3650.00			0.00
Furniture and Fixture	0.35	0.02	0.00		3650.00	0.00	3650.00			0.00
Furniture and Fixture	0.14	0.01	0.00		3650.00	0.00	3650.00			0.00
Furniture and Fixture	0.37	0.02	0.00		3650.00	0.00	3650.00			0.00
Furniture and Fixture	0.04	0.00	0.00		3650.00	0.00	3650.00			0.00
Furniture and Fixture	0.07	0.00	0.00		3650.00	0.00	3650.00			0.00
Furniture and Fixture	0.16	0.01	0.00		3650.00	0.00	3650.00			0.00
Furniture and Fixture	0.16	0.01	0.00		3650.00	0.00	3650.00			0.00
Furniture and Fixture	0.01	0.01	0.00		3650.00	0.00	3650.00			0.00
Furniture and Fixture	0.05	0.00	0.00		3650.00	0.00	3650.00			0.00
Furniture and Fixture	0.05	0.00	0.00		3650.00	0.00	3650.00			0.00
Furniture and Fixture	0.05	0.00	0.00		3650.00	0.00	3650.00			0.00



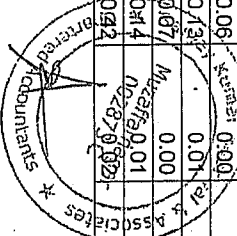
SILVERTON PULP AND PAPERS PRIVATE LIMITED
9 TH K&M, BHOPA ROAD, MUZAFFARNAGAR-251001
CIN : U21093UP1995PTC018048
Ph No : 8941095985
Email : silvertonpulp@gmail.com

(F.Y. 2021-2022)

Furniture and Fixture	0.05	0.00	0.00	0.00	3650.00	0.00	3650.00	0.00	0.00
Furniture and Fixture	0.05	0.00	0.00	0.00	3650.00	0.00	3650.00	0.00	0.00
Furniture and Fixture	0.16	0.01	0.00	0.00	3650.00	0.00	3650.00	0.00	0.00
Furniture and Fixture	0.22	0.01	0.00	0.00	3650.00	0.00	3650.00	0.00	0.00
Furniture and Fixture	0.77	0.04	0.00	0.00	3650.00	0.00	3650.00	0.00	0.00
Furniture and Fixture	0.59	0.03	0.00	0.00	3650.00	0.00	3650.00	0.00	0.00
Furniture and Fixture	2.29	0.11	0.00	0.00	3650.00	0.00	3650.00	0.00	0.00
Furniture and Fixture	0.07	0.00	0.00	0.00	3650.00	0.00	3650.00	0.00	0.00
Furniture and Fixture	0.01	0.00	0.00	0.00	3650.00	0.00	3650.00	0.00	0.00
Furniture and Fixture	0.27	0.01	0.00	0.00	3650.00	0.00	3650.00	0.00	0.00
Furniture and Fixture	0.79	0.04	0.00	0.00	3650.00	0.00	3650.00	0.00	0.00
Furniture and Fixture	0.02	0.00	0.00	0.00	3650.00	0.00	3650.00	0.00	0.00
Furniture and Fixture	0.43	0.02	0.00	0.00	3650.00	0.00	3650.00	0.00	0.00
Furniture and Fixture	0.06	0.00	0.00	0.00	3650.00	0.00	3650.00	0.00	0.00
Furniture and Fixture	0.02	0.00	0.00	0.00	3650.00	0.00	3650.00	0.00	0.00
Furniture and Fixture	0.20	0.01	0.00	0.00	3650.00	0.00	3650.00	0.00	0.00
Total	111.37	5.57	52.47						5.62

Statement showing assets wise calculation of depreciation as per Companies Act 2013 (S.L.M. Method)

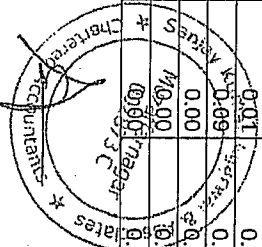
Name of Asset	Computer	Useful Life (in Years)											
Group of asset	Computers and data processing units	Shift Type											
Particulars	Date of purchase of asset	Original cost of asset	Residual value	Opening WDV	Date of sale of assets if any	Standard life as per Co.s act 2013 (in Days)	Life elapsed (in Days) (difference between date of purchase to 31.3.2021)	3.00		Assets used during current F.Y. (in Days)	Dep Rate*	Depreciation (Col5 - col4 / Col9 * col10)	Written off from retained earning
								Single					
1	2	3	4	5	6	7	8	9	10	11	12	13	
Computer	01/10/2015	0.12	0.01	0.01		1095.00	2009.00	-914.00	0.00		0.00	0.00	
Computer	25/01/2015	0.27	0.01	0.01		1095.00	2258.00	-1163.00	0.00		0.00	0.00	
Computer	30/08/2014	0.07	0.00	0.00		1095.00	2406.00	-1311.00	0.00		0.00	0.00	
Computer	26/06/2014	1.06	0.05	0.05		1095.00	2471.00	-1376.00	0.00		0.00	0.00	
Computer	17/11/2014	0.06	0.00	0.00		1095.00	2327.00	-1232.00	0.00		0.00	0.00	
Computer	25/01/2015	0.13	0.01	0.01		1095.00	2258.00	-1163.00	0.00		0.00	0.00	
Computer	30/11/2014	0.67	0.00	0.00		1095.00	2314.00	-1219.00	0.00		0.00	0.00	
Computer	20/10/2006	0.14	0.01	0.01		1095.00	5277.00	-4182.00	0.00		0.00	0.00	
Computer	05/07/2009	0.42	0.02	0.02		1095.00	4288.00	-3193.00	0.00		0.00	0.00	



SILVERTON PULP AND PAPERS PRIVATE LIMITED
9 TH K/M, BHOPA ROAD, MUZAFFARNAGAR-251001
CIN : U21093UP1995PTC018048
Ph No : 8941095985
Email : silvertonpulp@gmail.com

(F.Y. 2021-2022)

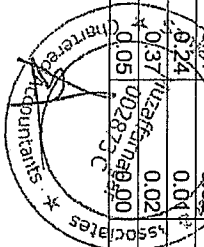
Computer	11/08/2010	0.42	0.02	0.02		1095.00	3886.00	-2791.00	0.00			0.00	0.00
Computer	21/03/2012	0.58	0.03	0.03		1095.00	3298.00	-2203.00	0.00			0.00	0.00
Computer	26/11/2012	1.70	0.08	0.08		1095.00	3048.00	-1953.00	0.00			0.00	0.00
Computer	24/02/2014	0.17	0.01	0.01		1095.00	2593.00	-1498.00	0.00			0.00	0.00
Computer	01/10/2015	0.25	0.01	0.01		1095.00	2009.00	-914.00	0.00			0.00	0.00
Computer	04/11/2015	0.17	0.01	0.01		1095.00	1975.00	-880.00	0.00			0.00	0.00
Computer	24/11/2015	0.07	0.00	0.00		1095.00	1955.00	-860.00	0.00			0.00	0.00
Computer	17/12/2015	0.90	0.05	0.05		1095.00	1932.00	-837.00	0.00			0.00	0.00
Computer	25/12/2015	0.95	0.05	0.05		1095.00	1924.00	-829.00	0.00			0.00	0.00
Computer	12/01/2016	0.66	0.03	0.03		1095.00	1906.00	-811.00	0.00			0.00	0.00
Computer	07/03/2016	0.13	0.01	0.01		1095.00	1851.00	-756.00	0.00			0.00	0.00
Computer	10/02/2016	0.18	0.01	0.01		1095.00	1877.00	-782.00	0.00			0.00	0.00
Computer	13/03/2016	0.38	0.02	0.02		1095.00	1845.00	-750.00	0.00			0.00	0.00
Computer	14/03/2016	0.02	0.00	0.00		1095.00	1844.00	-749.00	0.00			0.00	0.00
Computer	31/10/2017	0.46	0.02	0.02		1095.00	1248.00	-153.00	0.00			0.00	0.00
Computer	01/11/2017	0.21	0.01	0.01		1095.00	1247.00	-152.00	0.00			0.00	0.00
Computer	04/12/2017	1.02	0.05	0.05		1095.00	1214.00	-119.00	0.00			0.00	0.00
Computer	24/11/2018	0.29	0.01	0.06		1095.00	859.00	236.00	236.00	15.15	0.04		0.00
Computer	02/01/2018	0.44	0.02	0.02		1095.00	1185.00	-90.00	0.00			0.00	0.00
Computer	29/11/2018	0.30	0.01	0.08		1095.00	854.00	241.00	241.00	20.91	0.06		
Computer	10/12/2018	0.71	0.04	0.19		1095.00	843.00	252.00	252.00	21.86	0.15		
Computer	04/01/2019	0.31	0.02	0.09		1095.00	818.00	277.00	277.00	24.03	0.07		
Computer	29/03/2019	0.74	0.04	0.27		1095.00	734.00	361.00	361.00	31.32	0.23		
Computer	18/10/2018	2.81	0.14	0.63		1095.00	866.00	199.00	199.00	17.26	0.48		
Computer	15/11/2018	0.82	0.04	0.20		1095.00	868.00	227.00	227.00	19.69	0.16		
Computer	25/10/2018	0.33	0.02	0.08		1095.00	889.00	206.00	206.00	17.87	0.06		
Computer	16/11/2018	1.19	0.06	0.29		1095.00	867.00	228.00	228.00	19.78	0.24		
Computer	21/12/2018	0.05	0.00	0.01		1095.00	832.00	263.00	263.00	22.83	0.01		
Computer	12/12/2018	0.18	0.01	0.05		1095.00	841.00	254.00	254.00	22.04	0.04		
Computer	18/12/2018	0.39	0.02	0.11		1095.00	835.00	260.00	260.00	22.56	0.09		
Computer	22/12/2018	0.22	0.01	0.06		1095.00	831.00	264.00	264.00	22.91	0.05		
Computer	27/12/2018	0.07	0.00	0.02		1095.00	826.00	269.00	269.00	23.35	0.02		
Computer	02/01/2019	0.19	0.01	0.05		1095.00	820.00	275.00	275.00	23.86	0.04		
Computer	29/12/2018	1.82	0.09	0.52		1095.00	824.00	271.00	271.00	23.51	0.43		
Computer	03/01/2019	0.01	0.00	0.00		1095.00	819.00	276.00	276.00	23.91	0.00		
Computer	17/01/2019	0.08	0.00	0.02		1095.00	805.00	290.00	290.00	25.17	0.02		
Computer	21/01/2019	0.00	0.00	0.00		1095.00	801.00	294.00	294.00	25.46	0.00		



SILVERTON PULP AND PAPERS PRIVATE LIMITED
9 TH K.M, BHOPA ROAD, MUZAFFARNAGAR-251001
CIN : U21093UP1995PTC018048
Ph No : 8941095985
Email : silvertonpulp@gmail.com

(F.Y. 2021-2022)


Computer	12/01/2019	0.46	0.02	0.14	1095.00	810.00	285.00	285.00	24.73	0.11
Computer	23/01/2019	0.22	0.01	0.07	1095.00	799.00	296.00	296.00	25.68	0.06
Computer	07/02/2019	0.23	0.01	0.07	1095.00	784.00	311.00	311.00	26.98	0.06
Computer	19/02/2019	0.39	0.02	0.13	1095.00	772.00	323.00	323.00	28.02	0.11
Computer	28/02/2019	0.07	0.00	0.03	1095.00	763.00	332.00	332.00	28.80	0.02
Computer	05/03/2019	0.06	0.00	0.02	1095.00	758.00	337.00	337.00	29.24	0.02
Computer	20/03/2019	0.08	0.00	0.03	1095.00	743.00	352.00	352.00	30.54	0.02
Computer	28/03/2019	0.08	0.00	0.03	1095.00	735.00	360.00	360.00	31.24	0.03
Computer	30/03/2019	1.46	0.07	0.53	1095.00	733.00	362.00	362.00	31.41	0.46
Computer	04/04/2019	0.21	0.01	0.08	1095.00	728.00	367.00	365.00	31.67	0.07
Computer	12/04/2019	0.50	0.03	0.19	1095.00	720.00	375.00	365.00	31.67	0.16
Computer	03/05/2019	0.01	0.00	0.01	1095.00	699.00	396.00	365.00	31.68	0.00
Computer	10/05/2019	0.28	0.01	0.11	1095.00	692.00	403.00	365.00	31.66	0.09
Computer	14/05/2019	0.08	0.00	0.03	1095.00	688.00	407.00	365.00	31.66	0.03
Computer	28/05/2019	0.07	0.00	0.03	1095.00	674.00	421.00	365.00	31.67	0.02
Computer	22/06/2019	0.02	0.00	0.01	1095.00	649.00	446.00	365.00	31.67	0.00
Computer	26/08/2019	0.00	0.00	0.00	1095.00	584.00	511.00	365.00	31.67	0.00
Computer	28/08/2019	0.24	0.01	0.12	1095.00	582.00	513.00	365.00	31.67	0.08
Computer	05/10/2019	0.06	0.00	0.03	1095.00	544.00	551.00	365.00	31.67	0.02
Computer	10/10/2019	0.06	0.00	0.03	1095.00	539.00	556.00	365.00	31.67	0.02
Computer	10/10/2019	0.17	0.01	0.09	1095.00	539.00	556.00	365.00	31.66	0.05
Computer	28/12/2019	0.22	0.01	0.13	1095.00	460.00	635.00	365.00	31.67	0.07
Computer	21/01/2020	0.12	0.01	0.07	1095.00	436.00	659.00	365.00	31.67	0.04
Computer	28/01/2020	0.40	0.02	0.25	1095.00	429.00	666.00	365.00	31.67	0.13
Computer	01/02/2020	0.07	0.00	0.05	1095.00	425.00	670.00	365.00	31.67	0.02
Computer	06/03/2020	0.38	0.02	0.25	1095.00	391.00	704.00	365.00	31.67	0.12
Computer	21/05/2020	0.12	0.01	0.09	1095.00	315.00	760.00	365.00	31.67	0.04
Computer	13/06/2020	0.67	0.03	0.50	1095.00	292.00	803.00	365.00	31.67	0.21
Computer	27/06/2020	1.61	0.08	1.22	1095.00	278.00	817.00	365.00	31.67	0.51
Computer	29/06/2020	0.16	0.01	0.12	1095.00	276.00	819.00	365.00	31.67	0.05
Computer	14/07/2020	0.12	0.01	0.09	1095.00	261.00	834.00	365.00	31.67	0.04
Computer	27/10/2020	0.26	0.01	0.23	1095.00	156.00	939.00	365.00	31.67	0.08
Computer	02/11/2020	0.33	0.02	0.28	1095.00	150.00	945.00	365.00	31.67	0.10
Computer	24/12/2020	0.47	0.02	0.43	1095.00	98.00	997.00	365.00	31.67	0.15
Computer	08/01/2021	0.24	0.04	0.22	1095.00	83.00	1012.00	365.00	31.67	0.08
Computer	15/01/2021	0.37	0.02	0.35	1095.00	76.00	1019.00	365.00	31.67	0.12
Computer	16/01/2021	0.05	0.00	0.05	1095.00	75.00	1020.00	365.00	31.67	0.02



SILVERTON PULP AND PAPERS PRIVATE LIMITED
9 TH K.M, BHOPA ROAD, MUZAFFARNAGAR-261001
CIN : U21093UP1995PTC018048
Ph No : 89441095985
Email : silvertonpulp@gmail.com

(F.Y. 2021-2022)

Computer	20/02/2021	0.20	0.01	0.19		1095.00	40.00	1055.00	365.00	31.67	0.06	
Computer	22/02/2021	0.78	0.04	0.75		1095.00	38.00	1057.00	365.00	31.67	0.25	
Computer	22/02/2021	0.29	0.01	0.28		1095.00	38.00	1057.00	365.00	31.67	0.09	
Computer	18/05/2020	0.02	0.00	0.01		1095.00	318.00	777.00	365.00	31.70	0.01	
Computer	27/07/2020	0.00	0.00	0.00		1095.00	248.00	847.00	365.00	31.75	0.00	
		0.00	0.00	0.00		1095.00	0.00	1095.00	365.00		0.00	
Computer and Printers	05/04/2021	0.02	0.00	0.00		1095.00	0.00	1095.00	361.00	31.32	0.00	
Computer and Printers	29/06/2021	0.07	0.00	0.00		1095.00	0.00	1095.00	276.00	23.95	0.02	
Computer and Printers	03/07/2021	0.38	0.02	0.00		1095.00	0.00	1095.00	272.00	23.60	0.09	
Computer and Printers	13/07/2021	0.29	0.01	0.00		1095.00	0.00	1095.00	262.00	22.73	0.07	
Computer and Printers	17/08/2021	0.14	0.01	0.00		1095.00	0.00	1095.00	227.00	19.70	0.03	
Computer and Printers	31/08/2021	0.17	0.01	0.00		1095.00	0.00	1095.00	213.00	18.48	0.03	
Computer and Printers	01/09/2021	0.03	0.00	0.00		1095.00	0.00	1095.00	212.00	18.39	0.00	
Computer and Printers	01/09/2021	0.87	0.04	0.00		1095.00	0.00	1095.00	212.00	18.39	0.16	
Computer and Printers	05/09/2021	0.09	0.00	0.00		1095.00	0.00	1095.00	208.00	18.05	0.02	
Computer and Printers	05/09/2021	0.39	0.02	0.00		1095.00	0.00	1095.00	208.00	18.04	0.07	
Computer and Printers	30/09/2021	0.07	0.00	0.00		1095.00	0.00	1095.00	183.00	15.88	0.01	
Computer and Printers	05/10/2021	0.40	0.02	0.00		1095.00	0.00	1095.00	178.00	15.44	0.06	
Computer and Printers	09/11/2021	0.09	0.00	0.00		1095.00	0.00	1095.00	143.00	12.41	0.01	
Computer and Printers	26/11/2021	0.08	0.00	0.00		1095.00	0.00	1095.00	126.00	10.93	0.01	
Computer and Printers	24/12/2021	0.10	0.00	0.00		1095.00	0.00	1095.00	98.00	8.50	0.01	
Computer and Printers	24/12/2021	0.40	0.02	0.00		1095.00	0.00	1095.00	98.00	8.50	0.03	
Computer and Printers	31/12/2021	0.01	0.00	0.00		1095.00	0.00	1095.00	91.00	7.92	0.00	
Computer and Printers	05/01/2022	0.33	0.02	0.00		1095.00	0.00	1095.00	86.00	7.46	0.02	
Computer and Printers	05/01/2022	0.12	0.01	0.00		1095.00	0.00	1095.00	86.00	7.46	0.01	
Computer and Printers	22/01/2022	0.13	0.01	0.00		1095.00	0.00	1095.00	69.00	5.98	0.01	
Computer and Printers	19/01/2022	0.17	0.01	0.00		1095.00	0.00	1095.00	72.00	6.25	0.01	
Computer and Printers	27/01/2022	0.04	0.00	0.00		1095.00	0.00	1095.00	64.00	5.55	0.00	
Computer and Printers	08/02/2022	0.11	0.01	0.00		1095.00	0.00	1095.00	52.00	4.51	0.00	
Computer and Printers	19/02/2022	0.42	0.02	0.00		1095.00	0.00	1095.00	41.00	3.56	0.02	
Computer and Printers	24/02/2022	0.11	0.01	0.00		1095.00	0.00	1095.00	36.00	3.12	0.00	
Computer and Printers	05/03/2022	0.41	0.01	0.00		1095.00	0.00	1095.00	27.00	2.34	0.00	
Computer and Printers	11/03/2022	0.01	0.00	0.00		1095.00	0.00	1095.00	21.00	1.87	0.00	
Computer and Printers	12/03/2022	0.33	0.02	0.00		1095.00	0.00	1095.00	20.00	1.73	0.01	
Total		38.66	1.93	10.63							6.53	0.00




SILVERTON PULP AND PAPERS PRIVATE LIMITED
9 TH K.M, BHOPA ROAD, MUZAFAARNAGAR-251001
CIN : U21093UP1995PTC018048
Ph No : 8941095985
Email : silvertonpulp@gmail.com

(F.Y. 2021-2022)

Statement showing assets wise calculation of depreciation as per Companies Act 2013 (S.L.M. Method)

Name of Asset Group of asset	Car Motor Vehicles	Useful Life (In Years)										8.00
		Shift Type					Single					
Particulars	Date of purchase of asset	Original cost of asset	Residual value	Opening WDV	Date of sale of assets if any	Standard life as per Co.s act 2013 (In Days)	Life elapsed (In Days) (difference between date of purchase to 31.3.2021)	Remaining useful life as on 31.3.2021 (In Days) (col7 - col8)	Assets used during current F.Y. (In Days)	Dep Rate*	Depreciation (Col5 - col4 / Col9 * col10)	
1	2	3	4	5	6	7	8	9	10	11	12	
Car	02/12/2005	20.15	1.01	1.01		2920.00	5599.00	-2679.00	0.00		0.00	
Car	24/01/2007	22.80	1.14	1.14		2920.00	5181.00	-2261.00	0.00		0.00	
Car	26/11/2015	58.00	2.90	21.15	07/08/2021	2920.00	1953.00	967.00	128.00	4.16	2.42	
Car	22/02/2016	5.73	0.29	2.25		2920.00	1865.00	1055.00	365.00	11.88	0.68	
Car	10/04/2015	27.53	1.38	7.98		2920.00	2183.00	737.00	365.00	11.88	3.27	
Car	30/06/2017	34.86	1.74	19.31		2920.00	1371.00	1549.00	365.00	11.88	4.14	
Car	12/07/2017	1.59	0.08	0.89		2920.00	1359.00	1561.00	365.00	11.87	0.19	
Car	31/08/2017	30.46	1.52	17.49		2920.00	1309.00	1611.00	365.00	11.88	3.62	
Car	06/09/2017	0.67	0.03	0.39		2920.00	1303.00	1617.00	365.00	11.87	0.08	
Car	01/11/2017	0.08	0.00	0.05		2920.00	1247.00	1673.00	365.00	11.88	0.01	
Car	13/11/2017	3.64	0.18	2.18		2920.00	1235.00	1685.00	365.00	11.88	0.43	
Car	16/11/2017	0.05	0.00	0.03		2920.00	1232.00	1688.00	365.00	11.88	0.01	
Car	30/08/2018	88.44	4.42	61.25	03/08/2021	2920.00	945.00	1975.00	124.00	4.03	3.57	
Car	18/09/2018	8.69	0.43	6.07	03/08/2021	2920.00	926.00	1994.00	124.00	4.03	0.35	
Car	19/09/2018	0.87	0.04	0.61	03/08/2021	2920.00	925.00	1995.00	124.00	4.03	0.04	
Car	31/01/2020	113.60	5.68	97.86		2920.00	426.00	2494.00	365.00	11.87	13.49	
Car	13/02/2020	1.18	0.06	1.02		2920.00	413.00	2507.00	365.00	11.88	0.14	
Car	11/02/2020	2.10	0.11	1.82		2920.00	415.00	2505.00	365.00	11.88	0.25	
Mercedesz GLS 400 DM	18/10/2021	127.53	6.38	0.00		2920.00	0.00	2920.00	165.00	5.37	6.85	
MG Gloster	10/08/2021	41.46	2.07	0.00		2920.00	0.00	2920.00	234.00	7.61	3.16	
Total		589.43	29.47	242.47							42.67	



SILVERTON PULP AND PAPERS PRIVATE LIMITED
9 TH K.M, BHOPA ROAD, MUZAFFARNAGAR-251001
CIN : U21093UP1995PTC018048
Ph No : 89441095985
Email : silvertonpulp@gmail.com

(F.Y. 2021-2022)

Statement showing assets wise calculation of depreciation as per Companies Act 2013 (S.L.M. Method)

Name of Asset	Turbine Plant	Useful Life (In Years)		Shift Type		Single					
Group of asset	Plant and Machinery										
Particulars	Date of purchase of asset	Original cost of asset	Residual value	Opening WDV	Date of sale of assets if any	Standard life as per Co.s act 2013 (In Days)	Life elapsed (In Days) (difference between date of purchase to 31.3.2021)	Remaining useful life as on 31.3.2021 (In Days) (col7 - col8)	Assets used during current F.Y. (In Days)	Dep Rate*	Depreciation (Col5 - col4 / Col9 * col10)
1	2	3	4	5	6	7	8	9	10	11	12
Turbine Plant	01/06/2008	69.98	3.50	39.69		14600.00	4687.00	9913.00	365.00	1.90	1.33
Turbine Plant	31/03/2010	0.01	0.00	0.00		14600.00	4019.00	10581.00	365.00	2.11	0.00
Total		69.99	3.50	39.69							1.33

* Depreciation rate = ((Depreciation / Amount of purchase) * 100) / Shift

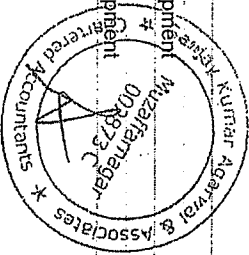
Title deeds of Immovable Property not held in name of the Company

Provide the details of all the immovable property (other than properties where the Company is the lessee and the lease agreements are duly executed in favour of the lessee) whose title deeds are not held in the name of the company in format given below and where such immovable property is jointly held with others, details are required to be given to the extent of the company's share. ₹ in lakhs

Relevant line item in the Balance sheet	Description of item of property	Gross carrying value	Title deeds held in the name of	Relation with Deal Holder	Property held since which date	Reason for not being held in the name of the company	Disputed / Undisputed	Gross carrying value	Title deeds held in the name of	Relation with Deal Holder	Property held since which date	Reason for not being held in the name of the company	Disputed / Undisputed
others						Nil			Nil	director			

Revaluation Details

Current Year	Whether the Company has revalued its Property, Plant and Equipment	No
Previous Year	Whether the Company has revalued its Property, Plant and Equipment	No



SILVERTON PULP AND PAPERS PRIVATE LIMITED
9 TH KM, BHOPA ROAD, MUZAFFARNAGAR-251001
CIN : U21093UP1995PTC018048
Ph No : 8941095985
Email : silvertonpulp@gmail.com

(F.Y. 2021-2022)


If Yes, the company shall disclose as to whether the revaluation is based on the valuation by a registered valuer as defined under rule 2 of the Companies (Registered Valuers and Valuation) Rules, 2017

CWIP aging schedule

Assets Name	Group	CWIP	Current Year					Previous Year				
			Less than 1 Yrs	1-2 Years	2-3 Years	More than 3 Yrs	Total	Less than 1 Yrs	1-2 Years	2-3 Years	More than 3 Yrs	Total
Paper Plant	Plant and Machinery		0.00	0.00	0.00		0.00	0.00	0.00	0.00		0.00
BUILDING UNDER CONSTRUCTION III	Buildings											
	Total		0.00	0.00	0.00	0.00	0.00	0.00	0.00	0.00	0.00	0.00

For capital-work-in progress, whose completion is overdue or has exceeded its cost compared to its original plan

Assets Name	Group	CWIP	Current Year					Previous Year				
			Less than 1 Yrs	1-2 Years	2-3 Years	More than 3 Yrs	Total	Less than 1 Yrs	1-2 Years	2-3 Years	More than 3 Yrs	Total
BUILDING UNDER CONSTRUCTION III												
	Total		0.00	0.00	0.00	0.00	0.00	0.00	0.00	0.00	0.00	0.00



SILVERTON PULP AND PAPERS PRIVATE LIMITED
9 TH K M, BHOPA ROAD, MUZAFFARNAGAR-251001
CIN : U21093UP1995PTC018048
Ph No : 8941095985
Email : silvertonpulp@gmail.com

(F.Y. 2021-2022)

Under Protest Sales Tax Demand (CST) F.Y. 2017-18	0.00	0.29	0.00	0.00
TDS Receivable on Cash Withdrawl	0.00	0.10	0.00	0.00
TDS Recoverable on Sale (194Q)	0.00	36.37	0.00	0.00
TDS Receivable 194-A	0.00	9.42	0.00	2.36
TDS Receivable 194-H	0.00	1.07	0.00	0.00
Accrued Interest On FDR	0.00	20.58	0.00	0.00
Advance Tax A.Y. 2021-2022	0.00	0.00	0.00	500.00
Under Protest TDS	0.00	0.00	0.00	0.70
Under Protest CST Demand A.Y. 2013-2014	0.00	0.00	0.00	0.60
Under Protest CST Demand A.Y. 2010-2011	0.00	0.00	0.00	0.57
Excess Entry Tax Deposit A.Y. 2007-2008	0.00	0.00	0.00	0.54
Sales Tax Demand CST A.Y. 2009-2010	0.00	0.00	0.00	0.41
Sales Tax Demand CST A.Y. 2011-2012	0.00	0.00	0.00	1.29
Sales Tax Demand CST A.Y. 2012-13	0.00	0.00	0.00	2.57
Entry Tax Demand A.Y. 2009-2010	0.00	0.00	0.00	0.51
TDS Receivable 194-C	0.00	0.00	0.00	0.02
Transit Insurance	0.00	0.25	0.00	0.60
Custom House (BOE) Imports (Advance Custom Duty)	0.00	20.15	0.00	0.00
Transit Insurance Export (United India)	0.00	0.12	0.00	0.00
TDS Paid in Advance	0.00	0.91	0.00	0.00
Total	0.00	1,235.64	0.00	756.69

Note No. 11(d)(a) Loans and advances : Balance with Revenue

Authorities: Income Tax Refundable


₹ in lakhs

Particulars	As at 31st March 2022		As at 31st March 2021	
	Long-term	Short-term	Long-term	Short-term
Income Tax Refundable (A.Y. 2014-15)	0.00	1.09	0.00	1.09
Income Tax Refundable (A.Y. 2013-14)	0.00	0.00	0.00	0.24
Income Tax Refundable (A.Y. 2017-18)	0.00	0.36	0.00	0.36
Income Tax Refundable (A.Y. 2019-20)	0.00	0.00	0.00	0.02
Income Tax Refundable (A.Y. 2020-21)	0.00	204.64	0.00	204.64
Income Tax Refundable (A.Y. 2009-10)	0.00	2.37	0.00	2.37
Income Tax Refundable (A.Y. 2015-16)	0.00	0.00	0.00	0.21
Total	0.00	208.46	0.00	208.93

Note No. 12 Other non-current assets

₹ in lakhs

Particulars	As at 31st March 2022	As at 31st March 2021
Security Deposit	77.09	39.12
Other Assets		
FDR with Pollution Board	0.00	22.00
Total	77.09	61.11



SILVERTON PULP AND PAPERS PRIVATE LIMITED
9 TH K M, BHOPA ROAD, MUZAFFARNAGAR-251001
CIN : U21093UP1995PTC018048
Ph No : 8941095985
Email : silvertonpulp@gmail.com

(F.Y. 2021-2022)

Note No. 13 Inventories

₹ in lakhs

Particulars	As at 31st March 2022	As at 31st March 2021
(Valued at cost or NRV unless otherwise stated)		
Raw Material	5,682.21	4,421.77
Finished Goods	583.30	510.58
WIP	180.72	147.86
Stores and spares	550.34	355.14
Packing Material	206.75	124.59
Chemicals	358.83	290.10
Fuel (Coal)-Imported	30.06	104.86
Fuel (Coal)-Indian	485.49	410.61
Fuel (Baggage)	4.74	0.00
Fuel (Dhan Bussi)	12.83	0.00
Total	8,095.26	6,365.51

Note No. 14 Trade receivables

₹ in lakhs

Particulars	As at 31st March 2022	As at 31st March 2021
Secured, Considered good	0.00	0.00
Unsecured, Considered Good	6,450.25	5,974.63
Doubtful	0.00	0.00
Total	6,450.25	5,974.63

(Current Year)


₹ in lakhs

Particulars	Outstanding for following periods from due date of payment#					Total
	Less than 6 months	6 months - 1 year	1-2 years	2-3 years	More than 3 years	
(i) Undisputed Trade receivables (considered good)	6,218.11	18.29	33.85	161.62	18.38	6,450.25
(ii) Undisputed Trade Receivables (considered doubtful)	0.00	0.00	0.00	0.00	0.00	0.00
(iii) Disputed Trade Receivables considered good	0.00	0.00	0.00	0.00	0.00	0.00
(iv) Disputed Trade Receivables considered doubtful	0.00	0.00	0.00	0.00	0.00	0.00

(Previous Year)

₹ in lakhs

Particulars	Outstanding for following periods from due date of payment#					Total
	Less than 6 months	6 months - 1 year	1-2 years	2-3 years	More than 3 years	
(i) Undisputed Trade receivables (considered good)	5,725.43	21.97	197.00	0.00	30.23	5,974.63
(ii) Undisputed Trade Receivables (considered doubtful)	0.00	0.00	0.00	0.00	0.00	0.00
(iii) Disputed Trade Receivables considered good	0.00	0.00	0.00	0.00	0.00	0.00
(iv) Disputed Trade Receivables considered doubtful	0.00	0.00	0.00	0.00	0.00	0.00



Note No. 15 Cash and cash equivalents

₹ in lakhs

Particulars	As at 31st March 2022	As at 31st March 2021
Balance with banks		
Balance other banks current account	1,534.20	480.12
Total	1,534.20	480.12
Cash in hand		
Cash in hand	1.35	3.29
Total	1.35	3.29
Other		
FDR WITH SBI	11.94	426.81
FDR WITH HDFC BANK LIMITED	3,689.28	125.59
FDR WITH ALLAHABAD BANK	1.03	1.03
FDR WITH UNION BANK OF INDIA	108.36	0.00
Total	3,810.62	553.43
Total	5,346.16	1,036.84

Note No. 15(a) Cash and cash equivalents:Balance with banks:Balance other banks current account

₹ in lakhs

Particulars	As at 31st March 2022	As at 31st March 2021
ALLAHABAD BANK C/A MZN	0.15	1.42
HDFC BANK C A/C MZN	1,532.01	78.65
IDBI Bank	0.00	0.87
STATE BANK OF INDIA C A/C MZN	0.00	1.66
STATE BANK OF INDIA, 37827227736	0.00	102.70
STATE BANK OF INDIA, FOREX A/C	0.00	0.01
UNION BANK CC MZN	1.83	0.05
UNION BANK OF INDIA C/A	0.00	0.16
HDFC Limited A/c 50200055736983	0.00	294.60
CITI BANK DELHI C/C 0554643019	0.21	0.00
Total	1,534.20	480.12

Note No. 16 Other current assets


₹ in lakhs

Particulars	As at 31st March 2022	As at 31st March 2021
Other Assets		
Insurance Claim Receivable	65.41	65.41
The Oriental Insurance Ltd Fire Insurance Claim	233.45	231.90
Goods In Transit	9.87	0.00
Mat Credit Entitlement	2,068.97	2,068.97
Total	2,377.70	2,366.28

Note No. 16(a) Other current assets:Other Assets:Mat Credit Entitlement

₹ in lakhs

Particulars	31st March 2022	31st March 2021
Mat Credit 2011-12	4.57	4.57
Mat Credit 2012-13	14.56	14.56
Mat Credit 2013-14	41.02	41.02
Mat Credit 2014-15	44.74	44.74
Mat Credit 2015-16	1.17	1.17
Mat Credit 2017-18	101.46	101.46
Mat Credit 2018-19	265.65	265.65
Mat Credit 2019-20	283.18	283.18
Mat Credit 2020-21	732.12	732.12
Mat Credit 2021-22	580.49	580.49
Total	2,068.97	2,068.97



SILVERTON PULP AND PAPERS PRIVATE LIMITED
9 TH K M, BHOPA ROAD, MUZAFFARNAGAR-251001
CIN : U21093UP1995PTC018048
Ph No : 8941095985
Email : silvertonpulp@gmail.com

(F.Y. 2021-2022)

Note No. 17 Revenue from operations

₹ in lakhs

Particulars	31st March 2022	31st March 2021
Sale of products	61,865.40	46,781.55
Net revenue from operations	61,865.40	46,781.55

Note No. 19 Other income


₹ in lakhs

Particulars	31st March 2022	31st March 2021
Interest Income		
Interest from Electricity Security	0.00	1.88
Interest on F.D.R	94.74	23.70
Interest Received from Party	0.00	10.42
	94.74	36.00
Other non-operating income		
Insurance Claim Received	0.00	5.30
Duty Draw Back on Export Sales	117.81	24.39
Profit due to Foreign Exchange Difference	0.00	52.99
Profit on Sale of Car	0.00	1.57
Refund of Electricity Duty from PVVNL	0.00	201.38
	117.81	285.63
Total	212.55	321.63

Note No. 20 Cost of material Consumed

₹ in lakhs

Particulars	31st March 2022	31st March 2021
Inventory at the beginning		
Raw Material.	4,421.78	4,463.09
Stores and Spares	355.14	356.53
Packing Materials	124.59	108.05
Chemicals	290.10	305.52
Fuel (Coal- Indian)	410.61	538.08
Fuel (Fuel Dhan Bussi)	0.00	0.00
Fuel (Coal-Imported)	104.86	13.45
Fuel (Fire Wood)	0.00	0.00
Fuel (Bagasse)	0.00	2.70
	5,707.08	5,787.42
Add:Purchase		
Raw Material.	33,342.16	22,649.43
Stores and Spares	1,278.01	934.66
Packing Materials	940.42	754.19
Chemicals	6,172.81	4,663.03
Fuel (Coal- Indian)	6,941.62	4,473.64
Fuel (Fuel Dhan Bussi)	965.64	104.06
Fuel (Coal-Imported)	279.29	1,343.61
Fuel (Fire Wood)	268.39	0.00
Fuel (Bagasse)	447.53	136.96
	50,635.87	35,059.58
Less:-Inventory at the end		
Raw Material.	5,682.20	4,421.78
Stores and Spares	550.34	355.14
Packing Materials	206.75	124.59
Chemicals	358.83	290.10
Fuel (Coal- Indian)	485.49	410.61
Fuel (Fuel Dhan Bussi)	12.83	0.00
Fuel (Coal-Imported)	30.06	104.86
Fuel (Fire Wood)	0.00	0.00
Fuel (Bagasse)	4.74	0.00
	7,331.24	5,707.08
Total	49,011.71	35,139.92




Details of material consumed

Particulars	31st March 2022	31st March 2021
Raw Material.		
Imported raw material (Waste Paper)	16,504.52	11,101.01
Indigenous raw material (Waste Paper)	14,573.34	9,189.55
Imported Raw Material (Pulp)	732.87	2,400.18
Indian Raw Material (Pulp)	90.56	0.00
Soap Stone	180.45	0.00
	32,081.74	22,690.74
Stores and Spares		
Stores and Spares	1,082.81	936.05
	1,082.81	936.05
Packing Materials		
Packing Materials	858.26	737.65
	858.26	737.65
Chemicals		
Chemicals	6,104.08	4,678.45
	6,104.08	4,678.45
Fuel (Coal- Indian)		
Fuel (Coal- Indian)	6,866.74	4,601.11
	6,866.74	4,601.11
Fuel (Fuel Dhan Bussi)		
Fuel(Fuel Dhan Bussi)	952.81	104.06
	952.81	104.06
Fuel (Coal-Imported)		
Fuel (Coal)-Imported	354.09	1,252.20
	354.09	1,252.20
Fuel (Fire Wood)		
Fuel (Fire wood)	268.39	0.00
	268.39	0.00
Fuel (Bagasse)		
Bagasse	442.79	139.66
	442.79	139.66
Total	49,011.71	35,139.92

Details of inventory

Particulars	31st March 2022	31st March 2021
Raw Material.		
Imported raw material (Waste Paper)	4,446.04	3,432.05
Indigenous raw material (Waste Paper)	498.13	458.66
Imported Raw Material (Pulp)	359.50	531.07
Indian Raw Material (Pulp)	369.85	0.00
Soap Stone	8.68	0.00
	5,682.20	4,421.78
Stores and Spares		
Stores and Spares	550.34	355.14
	550.34	355.14
Packing Materials		
Packing Materials	206.75	124.59
	206.75	124.59
Chemicals		
Chemicals	358.83	290.10
	358.83	290.10
Fuel (Coal- Indian)		
Fuel (Coal- Indian)	485.49	410.61
	485.49	410.61
Fuel (Fuel Dhan Bussi)		
Fuel(Fuel Dhan Bussi)	12.83	0.00
	12.83	0.00
Fuel (Coal-Imported)		



SILVERTON PULP AND PAPERS PRIVATE LIMITED
9 TH K M, BHOPA ROAD, MUZAFFARNAGAR-251001
CIN : U21093UP1995PTC018048
Ph No : 8941095985
Email : silvertonpulp@gmail.com

(F.Y. 2021-2022)

Fuel (Coal)-Imported	30.06	104.86
	30.06	104.86
Fuel (Bagasse)		
Bagasse	4.74	0.00
	4.74	0.00
Total	7,331.24	5,707.08

Details of purchase

₹ in lakhs

Particulars	31st March 2022	31st March 2021
Raw Material.		
Imported raw material (Waste Paper)	17,518.51	12,300.77
Indigenous raw material (Waste Paper)	14,612.81	9,509.19
Imported Raw Material (Pulp)	561.30	839.47
Indian Raw Material (Pulp)	460.41	0.00
Soap Stone	189.13	0.00
	33,342.16	22,649.43
Stores and Spares		
Stores and Spares	1,278.01	934.66
	1,278.01	934.66
Packing Materials		
Packing Materials	940.42	754.19
	940.42	754.19
Chemicals		
Chemicals	6,172.81	4,663.03
	6,172.81	4,663.03
Fuel (Coal- Indian)		
Fuel (Coal- Indian)	6,941.62	4,473.64
	6,941.62	4,473.64
Fuel (Fuel Dhan Bussi)		
Fuel(Fuel Dhan Bussi)	965.64	104.06
	965.64	104.06
Fuel (Coal-Imported)		
Fuel (Coal)-Imported	279.29	1,343.61
	279.29	1,343.61
Fuel (Fire Wood)		
Fuel (Fire wood)	268.39	0.00
	268.39	0.00
Fuel (Bagasse)		
Bagasse	447.53	136.96
	447.53	136.96
Total	50,635.87	35,059.58

Note No. 20 Value of import and indigenous material consumed:

₹ in lakhs

Particulars	Unit of Measurement	31st March 2022		31st March 2021	
		Value	Quantity	Value	Quantity
Raw Material.					
Indian Raw Material (Pulp)	Kg.	90.56	0.00	0.00	0.00
Soap Stone	Kg.	180.45	0.00	0.00	0.00
Imported Raw Material (Pulp)	Kg.	732.87	0.00	2,400.18	0.00
Indigenous raw material (Waste Paper)	Kg.	14,573.34	0.00	9,189.55	0.00
Imported raw material (Waste Paper)	Kg.	16,504.52	0.00	11,101.01	0.00
		32,081.74		22,690.74	
Stores and Spares					
Stores and Spares		1,082.81	0.00	936.05	0.00
		1,082.81		936.05	
Packing Materials					
Packing Materials		858.26	0.00	737.65	0.00

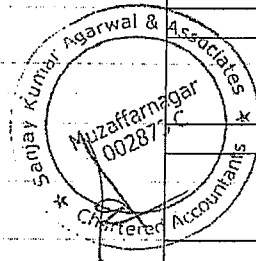
SILVERTON PULP AND PAPERS PRIVATE LIMITED
9 TH K M, BHOPA ROAD, MUZAFFARNAGAR-251001
CIN : U21093UP1995PTC018048
Ph No : 8941095985
Email : silvertonpulp@gmail.com

(F.Y. 2021-2022)

Chemicals		858.26		737.65	
Chemicals		6,104.08	0.00	4,678.45	0.00
		6,104.08		4,678.45	
Fuel (Coal- Indian)					
Fuel (Coal- Indian)	KG.	6,866.74	0.00	4,601.11	0.00
		6,866.74		4,601.11	
Fuel (Fuel Dhan Bussi)					
Fuel(Fuel Dhan Bussi)		952.81	0.00	104.06	0.00
		952.81		104.06	
Fuel (Coal-Imported)					
Fuel (Coal)-Imported	K.G.	354.09	0.00	1,252.20	0.00
		354.09		1,252.20	
Fuel (Fire Wood)					
Fuel (Fire wood)	K.G	268.39	0.00	0.00	0.00
		268.39		0.00	
Fuel (Bagasse)					
Bagasse	K.G	442.79	0.00	139.66	0.00
		442.79		139.66	

₹ in lakhs

Particulars	31st March 2022		31st March 2021	
	Value	%to total Consumption	value	%to total Consumption
Raw Material.				
Imported	17,237.39	53.73	13,501.19	59.50
Indigenous	14,844.35	46.27	9,189.55	40.50
	32,081.74	100.00	22,690.74	100.00
Stores and Spares				
Imported	0.00	0.00	0.00	0.00
Indigenous	1,082.81	100.00	936.05	100.00
	1,082.81	100.00	936.05	100.00
Packing Materials				
Imported	0.00	0.00	0.00	0.00
Indigenous	858.26	100.00	737.65	100.00
	858.26	100.00	737.65	100.00
Chemicals				
Imported	0.00	0.00	0.00	0.00
Indigenous	6,104.08	100.00	4,678.45	100.00
	6,104.08	100.00	4,678.45	100.00
Fuel (Coal- Indian)				
Imported	0.00	0.00	0.00	0.00
Indigenous	6,866.74	100.00	4,601.11	100.00
	6,866.74	100.00	4,601.11	100.00
Fuel (Fuel Dhan Bussi)				
Imported	0.00	0.00	0.00	0.00
Indigenous	952.81	100.00	104.06	100.00
	952.81	100.00	104.06	100.00
Fuel (Coal-Imported)				
Imported	0.00	0.00	0.00	0.00
Indigenous	354.09	100.00	1,252.20	100.00
	354.09	100.00	1,252.20	100.00
Fuel (Fire Wood)				
Imported	0.00	0.00	0.00	
Indigenous	268.39	100.00	0.00	
	268.39	100.00	0.00	
Fuel (Bagasse)				
Imported	0.00	0.00	0.00	0.00
Indigenous	442.79	100.00	139.66	100.00
	442.79	100.00	139.66	100.00



SILVERTON PULP AND PAPERS PRIVATE LIMITED
9 TH K M, BHOPA ROAD, MUZAFFARNAGAR-251001
CIN : U21093UP1995PTC018048
Ph No : 8941095985
Email : silvertonpulp@gmail.com

(F.Y. 2021-2022)

Note No. 21 Purchase of stock-in-trade

₹ in lakhs

Particulars	31st March 2022	31st March 2021
Purchase of stock in trade	24.67	1,348.42
Total	24.67	1,348.42

Note No. 22 Changes in inventories

₹ in lakhs

Particulars	31st March 2022	31st March 2021
Inventory at the end of the year		
Finished Goods	583.30	510.58
Work-in-Progress	180.72	147.86
	764.01	658.45
Inventory at the beginning of the year		
Finished Goods	510.58	576.97
Work-in-Progress	147.86	78.20
	658.45	655.17
(Increase)/decrease in inventories		
Finished Goods	(72.71)	66.39
Work-in-Progress	(32.85)	(69.66)
	(105.57)	(3.27)

Note No. 23 Employee benefit expenses

₹ in lakhs

Particulars	31st March 2022	31st March 2021
Salaries and Wages		
Salary and wages	579.66	491.11
Bonus	35.16	32.74
Provident Fund	50.24	39.97
Director's Salary	120.00	110.00
ESIC Expenses	21.01	18.83
Labour Companslon	0.62	8.50
	806.69	701.15
Contribution to provident and other fund		
Gratuity	19.89	(13.16)
	19.89	(13.16)
Total	826.58	687.99

Note No. 24 Finance costs

₹ in lakhs

Particulars	31st March 2022	31st March 2021
Interest		
Interest on short-term loans (Cash Credit/LC/FLC/Buyer Credit)	80.34	122.65
Interest on Car Loan.	17.50	21.73
Interest on Unsecured Loans	380.78	372.98
Interest on long-term loans (Union Bank of India Term Loan)	113.38	448.47
Interest on long term loans (SBI)	0.00	100.55
Interest to Security	42.71	54.72
Interest on Term Loans HDFC	79.06	17.49
Interest on Covid Term Loan(HDFC)	0.00	22.34
	713.77	1,160.93
Other Borrowing costs		
Bank charges	105.73	174.72
	105.73	174.72
Total	819.50	1,335.65

Note No. 25 Depreciation and amortization expenses

₹ in lakhs

Particulars	31st March 2022	31st March 2021
Depreciation on tangible assets	1,677.37	1,516.50
Total	1,677.37	1,516.50

Note No. 26 Other expenses


Particulars	31st March 2022	31st March 2021
Audit fees	5.00	5.00
Manufacturing Expenses	2,192.73	1,934.75
Printing and stationery	5.32	4.81
Repair and Maintenance (Plant and Machinery)	186.09	137.36
Repair and Maintenance (Computer).	2.50	1.52
Repair and Maintenance (Building)	11.67	2.26
Repair and Maintenance (Furniture)	0.59	0.00
Office Exps.	20.02	16.25
Donation CSR	29.36	71.31
Telephone expenses	4.62	1.53
Travelling Expenses	1.93	1.86
Postage and Telegram Exps.	14.92	16.72
Insurance Charges	5.81	4.89
Legal and Professional Expenses	30.19	30.55
Tender Expenses.	28.42	22.39
Rate, Fees and Taxes	0.00	0.40
Lease rental expenses.	7.06	7.73
Pollution and Cess Expenses	7.00	13.15
Interest Paid on Taxes	3.77	18.31
Testing Exps.	1.03	2.31
Loss on Forex Exchange	1.96	0.10
Commission paid to other selling agents	3.70	0.00
Staff Welfare Exp.	634.30	240.41
Vehicle Running Exps.	1.73	11.25
Short and Excess	10.76	9.19
Sales Promotion Exps.	0.02	0.01
Freight Outward	42.09	3.54
Commission on Export Sale	495.01	587.71
Elite Insurance	16.61	24.46
Advertising expenses	15.00	15.00
Freight outward Export Sale	0.00	7.48
Export Service charges	186.04	209.52
Maintenance and Electricity Charges	832.46	179.77
Loss on Sale of Fixed Assets	0.00	1.06
Security arrangement Charges	18.21	0.00
Rebate and Discount.	38.23	3.37
Employee Education Expenses	0.05	2.00
Total	15.71	0.00
	4,869.92	3,587.99

Note No. 26(a) Other expenses:Manufacturing Expenses

Particulars	31st March 2022	31st March 2021
Electricity Exps.	121.12	127.59
Wages and Salaries	1,170.29	969.66
Fixed Operation and maintenance charges	409.43	432.31
Paper Packing, pulper Feeding and Finishing Charges	491.89	405.19
Total	2,192.73	1,934.75

Note No. 26(b) Other expenses:Donation CSR

Particulars	31st March 2022	31st March 2021
CSR Expenses (CSR on Animal & Birds Hospitality)	3.50	1.35
CSR on Education Expenses	2.64	9.28
CSR on Corona Virus Expenses	23.22	60.68
Total	29.36	71.31



SILVERTON PULP AND PAPERS PRIVATE LIMITED
9 TH K M, BHOPA ROAD, MUZAFFARNAGAR-251001
CIN : U21093UP1995PTC018048
Ph No : 8941095985
Email : silvertonpulp@gmail.com

(F.Y. 2021-2022)

Note No. 26(c) Other expenses: Insurance Charges

₹ in lakhs

Particulars	31st March 2022	31st March 2021
Insurance Charges on stock & Plant & Machinery	17.69	10.91
Car Insurance	4.42	4.54
Plant and Machinery Insurance	0.00	7.28
Insurance on Sale in Transit	7.01	6.68
Insurance Export sale	1.07	1.14
Total	30.19	30.55

Note No. 26(d) Other expenses: Lease rental expenses.

₹ in lakhs

Particulars	31st March 2022	31st March 2021
Lease Rent (Land)	7.00	6.00
Rent on sale office	0.00	7.15
Total	7.00	13.15

Note No. 26(e) Other expenses: Interest Paid on Taxes

₹ in lakhs

Particulars	31st March 2022	31st March 2021
Interest on TDS	0.94	1.63
Late Fees CGST	0.01	0.01
Late Fees SGST	0.01	0.01
Late Fees on TDS	0.08	0.02
Late Fee IGST	0.00	0.00
Interest on Sale Tax Demand	0.00	0.34
Interest Cash Credit IGST	0.00	0.02
Penalty on Coal Cess	0.00	0.25
Interest Cash Credit SGST	0.00	0.01
Interest Cash Credit CGST	0.00	0.01
Total	1.03	2.31

Note No. 27 Current tax

₹ in lakhs

Particulars	31st March 2022	31st March 2021
Current tax provision	965.86	609.77
Total	965.86	609.77

Note No. 28 Deferred tax


₹ in lakhs

Particulars	31st March 2022	31st March 2021
Deferred Tax	890.72	4.81
Total	890.72	4.81

Note No. 29 Earning Per Share

₹ in lakhs

Particulars	Before Extraordinary items		After Extraordinary items	
	31st March 2022	31st March 2021	31st March 2022	31st March 2021
Basic				
Profit after tax (A)	3,097.22	2,875.41	3,097.22	2,875.41
Weighted average number of shares outstanding (B)	76,70,449	76,70,449	76,70,449	76,70,449
Basic EPS (A / B)	40.38	37.49	40.38	37.49
Diluted				
Profit after tax (A)	3,097.22	2,875.41	3,097.22	2,875.41
Weighted average number of shares outstanding (B)	76,70,449	76,70,449	76,70,449	76,70,449
Diluted EPS (A / B)	40.38	37.49	40.38	37.49
Face value per share	10.00	10.00	10.00	10.00



Note number: 30 Additional Regulatory Information

(1) Details of Benami Property held

Current Year

property details	Year of acquisition	beneficiaries Details	Amount	If property is in book then reference of BS	If not in books then reason	Where there are proceedings against the company under this law as an a better of the transaction or as the transferor then the details shall be provided	Nature of proceedings	status of same	company's view on same
		Nil							

Previous Year

property details	Year of acquisition	beneficiaries Details	Amount	If property is in book then reference of BS	If not in books then reason	Where there are proceedings against the company under this law as an a better of the transaction or as the transferor then the details shall be provided	Nature of proceedings	status of same	company's view on same
		Nil			Nil				

(2) borrowings from banks or financial institutions on the basis of security of current assets


whether quarterly returns or statements of current assets filed by the Company with banks or financial institutions are in agreement with the books of accounts. NO

Current Year

Current Assets Description	summary of reconciliation	Reason of material discrepancies
		As Per Audit Report

Previous Year

Current Assets Description	summary of reconciliation	Reason of material discrepancies
		As Per Audit Report



SILVERTON PULP AND PAPERS PRIVATE LIMITED
9 TH K M, BHOPA ROAD, MUZAFFARNAGAR-251001
CIN : U21093UP1995PTC018048
Ph No : 8941095985
Email : silvertonpulp@gmail.com

(F.Y. 2021-2022)

(3) Wilful Defaulter

Where a company is a declared wilful defaulter by any bank or financial Institution or other lender, following details shall be given.

Current Year

Date of declaration as wilful defaulter	Details of Nature	Details of amount
	Nil	

Previous Year

Date of declaration as wilful defaulter	Details of Nature	Details of amount
	Nil	

(4) Relationship with Struck off Companies

Current Year

Name of struck off Company	Nature of transactions with struck off Company	Balance outstanding	Relationship with the Struck off company
			Nil

Previous Year

Name of struck off Company	Nature of transactions with struck off Company	Balance outstanding	Relationship with the Struck off company
			Nil

(5) Registration of charges or satisfaction with Registrar of Companies

Where any charges or satisfaction yet to be registered with Registrar of Companies beyond the statutory period, details and reasons thereof

Current Year

Nil

Previous Year

Nil


(6) Compliance with number of layers of companies

Current Year

Name of Company	CIN	relationship/extent of holding of the company in such downstream companies
		Nil

Previous Year

Name of Company	CIN	relationship/extent of holding of the company in such downstream companies
		Nil



SILVERTON PULP AND PAPERS PRIVATE LIMITED
9 TH K M, BHOPA ROAD, MUZAFFARNAGAR-251001
CIN : U21093UP1995PTC018048
Ph No : 8941095985
Email : silvertonpulp@gmail.com

(F.Y. 2021-2022)

(7) Ratios:

Ratio	Numerator	Denominator	C.Y. Ratio	P.Y. Ratio	% Change	Reason for variance
(a) Current Ratio	Current Assets	Current Liabilities	1.50	1.82	-17.58	
(b) Debt-Equity Ratio	Long Term Debt + Short Term Debt	Shareholder equity	0.83	0.91	-8.79	
(c) Debt Service Coverage Ratio	Earning Before Interest, tax, Depreciation & Amortisation	Total principal + Interest on Borrowings	1.46	1.50	-2.67	
(d) Return on Equity Ratio	Earning After Interest, tax, Depreciation & Amortisation	Average Shareholder's Equity	0.19	0.23	-17.39	
(e) Inventory turnover ratio	Turnover	Average Inventory	8.56	7.30	17.26	
(f) Trade Receivables turnover ratio	Net Credit Sales	Average Trade Receivable	9.96	8.68	14.75	
(g) Trade payables turnover ratio	Net Credit Purchase	Average Trade Payable	8.31	5.74	44.77	Due to Increase of Creditors
(h) Net capital turnover ratio	Total Sales	Average Working Capital	7.62	5.92	28.72	Due to Increase of Sale & Net Profit
(i) Net profit ratio	Net Profit	Net Sales	0.05	0.06	-16.67	
(j) Return on Capital employed	Earning Before Interest & tax	Total Assets-Current Liabilities	0.17	0.16	6.25	
(k) Return on investment					0.00	

(8) Compliance with approved Scheme(s) of Arrangements

Effect of such Scheme of Arrangements have been accounted for in the books of account of the Company

Current Year		Previous Year	
in accordance with the Scheme	in accordance with accounting standards	in accordance with the Scheme	in accordance with accounting standards
	Nil		Nil

(9) Utilization of Borrowed funds and share premium

Current Year
Nil

Previous Year
Nil

(10) Undisclosed Income

Current Year

Nil

Previous Year

Nil

(11) Corporate Social Responsibility (CSR)

Particulars	Current Year	Previous Year
Amount required to be spent	5996256	4499427
Amount of expenditure incurred	5568338	7131301
Shortfall at the end of the year	427918	0
Total of previous years shortfall	0	0
Reason for shortfall	Delay of Commitment	NA
Nature of CSR activities	CSR on Covid Related Activity & Others	CSR on Covid Related Activity & Others
Details of related party transactions	No	No
Where a provision is made with respect to a liability incurred by entering into a contractual	No	No

SILVERTON PULP AND PAPERS PRIVATE LIMITED
9 TH K M, BHOPA ROAD, MUZAFFARNAGAR-251001
CIN : U21093UP1995PTC018048
Ph No : 8941095985
Email : silvertorpulp@gmail.com

(F.Y. 2021-2022)

(12) Details of Crypto Currency or Virtual Currency

Particulars	Current Year	Previous Year
Profit or loss on transactions involving Crypto currency or Virtual Currency	0	0
Amount of currency held as at the reporting date	0	0
Deposits or advances from any person for the purpose of trading or investing in Crypto Currency or virtual currency	0	0

